

RE **4-STROKE** FI  
PETROL



# Spare Parts Catalogue

RE **4-STROKE** FI  
PETROL



Bajaj Auto Limited  
Akurdi Pune 411 035 India

Tel : +91 20 27472851  
Fax : +91 20 27476151  
[www.bajajauto.com](http://www.bajajauto.com)

## Notice

---

All information contained in this manual is based on the latest product information at the time of publication. Bajaj Auto Limited accepts no liability for any inaccuracies or omissions in this publication, although every possible care has been taken to make it as complete and accurate as possible. All procedures and specifications subject to change without prior notice. The right is reserved to make such changes at any time without prior notice and without incurring an obligation to make such changes to product manufactured previously. Contact your authorized Bajaj Dealer for the latest information on product improvements incorporated after this manual was issued.

DOC. NO.:

REV. JULY,17

Copy rights : All rights reserved. No part of this publicatin may be reproduced, stored in a retrival system, Or transmitted in any form or by any means, electromic mechanical photocopying, recording or otherwise, without the prior written permission of Bajaj Auto LTD.

---

# Foreword

---

We have pleasure in presenting the Spare Parts Catalogue for RE 4S FI. This catalogue has been specially designed to assist you in selecting the correct parts for procurement to maintain 100% availability.

The Bajaj spares are subjected to the stringent quality control standards to ensure longer life of the vehicle. It is therefore necessary that only the Genuine Bajaj Spares are used.

In a continual effort to improve Performance and Efficiency of the vehicles, Specifications, Diagrams, Illustrations and Part Numbers can change without notice. Consequently, the description in this Spare Parts Catalogue cannot therefore be final and binding on us.

The modifications / alterations which are carried out after the issue of this catalogue, will be conveyed to you through our Service Circulars. You are requested to make necessary corrections in the Parts Catalogue as per the circulars so as to keep your catalogue up-to-date. This will ensure the appropriate and speedy delivery of the Spare Parts as the order placed will bear the latest part numbers.

In case, if you need any technical assistance contact the concerned Regional Office or write to us on the following address :

Bajaj Auto Limited  
Service Department  
Akurdi, Pune 411 035 India  
Phone : 020-27406557  
Fax : 020-27407385

# Instructions

---

1. How to Read the Catalogue : Open the catalogue and from the pictorial index locate the group in which the part you want to find is present. Turn over to the concerned page number (as given by pictorial index). Now find out the figure of the part you wish to order. Write down the part number against that particular figure number from the text.

In case, if you have the part number and you need the other details, the part index can be used. The part index (at the end of the catalogue) will give you the figure and page number of the part you wish to order.

2. How to Order Spare Parts : The part number and the description of the part required should be invariably mentioned in the order as per the catalogue text.

The latest part number as conveyed through our service circulars should only appear on the order. In case of ordering painted components, colour shade of the components should be mentioned.

The quantity shown against the part number is the quantity per vehicle for that group so that particular quantity should be multiplied by the number of sets required.

3. Part Number System : We have used 8 digit system for part numbers. The model or hardware item is indicated by first two digits or alphanumeric, the next two or four digits indicate main group and the last four or two digits indicate serial number in main group or serial number or subgroup of fastener respectively. Thus the part numbers will be indicated by 2-2-4 or 2-4-2 digit system. Understanding this system will enable you to identify the spare parts easily.

4. Abbreviations : The following abbreviations are used in this catalogue.

Assly	Assembly	V	Volts
N.I.	Not illustrated	W	Watts
C'case	Crankcase	Accl.	Accelerator
Cyl	Cylinder	Comp.	Complete
O/s	Over size	Fr.	Front
Rr.	Rear	Std.	Standard
L	Length	A/t.	Alternate
R.H.	Right hand	L.H.	Left hand
Hex.	Hexagonal	AR	As required

Plate No.	Description	Page No.
1	Engine & Crankcase Clutch Side	2
2	Crank Case Magneto Side	4
3	Clutch Cover	6
4	Differential Cover	8
5	Cylinder / Piston Assembly	10
6	Cylinder Head	12
7	Rocker Arm Assly & Valve	14
8	Cam Shaft & Chain Tensioner	16
9	Crank Shaft Assembly	18
10	Main Shaft	20
11	Gear Transmission	22
12	Differential Assembly	24
13	Pump Assly Oil	26
14	Clutch Plate Assly	28
15	Clutch Housing Comp	30
16	Gear Shifter Assly	32
17	Sector Complete - Revers Gear	34
18	Sector Gear Assly	36
19	Cowling	38
20	Magneto Assembly & H.T. Coil	40
21	Starter Motor Assly	42
22	Fare Meter Drive Unit	44
23	Engine Mounting	46
24	Silencer Assembly	48
25	Throttle Body	50
26	Air Filter Complete	52
27	Oil Cooler	54
28	Petrol Tank & Petrol Cock Assly.	56
29	Propeller Shaft / Flanges	58
30	Training Arm Assly.	60

Plate No.	Description	Page No.
31	Rear Wheel Axle	62
32	Front Shock Absorber & Drum	64
33	Front Hub	66
34	Front Mudguard	68
35	Auto Adjuster Brake System	70
36	Steering Column Assly.	72
37	Brake Pipe	74
38	Tandon Master Cylinder	76
39	Brake Pedal	78
40	Hand Brake	80
41	Lever Assly Reverse	82
42	Handle Bar Assembly	84
43	Control Cables	86
44	Frame Chassis Assly	88
45	Harness Wiring	90
46	Dashboard Assembly	92
47	Passenger Body	94
48	Tool Kit & Emblem	96
49	Windshield & Wiper Motor	98
50	Steering & Head Lamp cover	100
51	Seat Assly & Hood Frame Assly	102
52	Head Light Assly & Blinkers	104
53	Tail Lamp Assly	106
54	Switches & Horn	108
55	Electrical Units	110
56	Battery	112
	Kit List	
	Amendment Sheet	
	Part Index	

# Pictorial Index

RE **4-STROKE FI**  
PETROL

PLATE NO. : 1 ENGINE & CRANKCASE CLUTCH SIDE	PAGE NO. 1
---	---------------

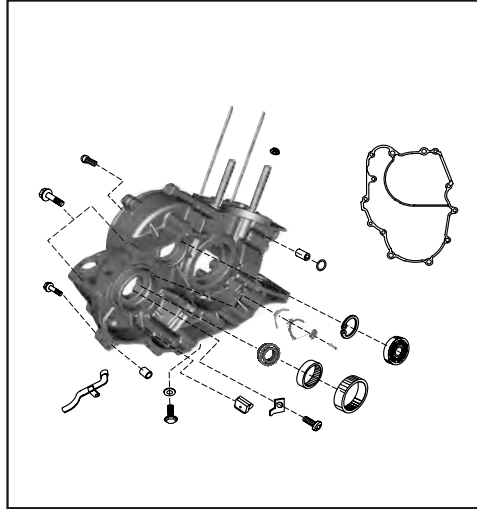


PLATE NO. : 2 CRANKCASE MAGNETO SIDE	PAGE NO. 3
---	---------------

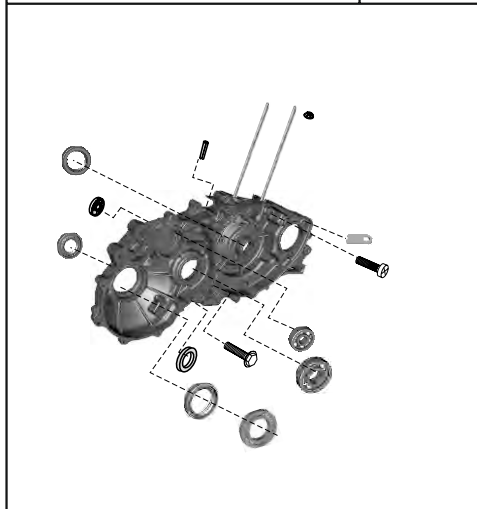


PLATE NO. : 3 CLUTCH COVER	PAGE NO. 5
-------------------------------	---------------

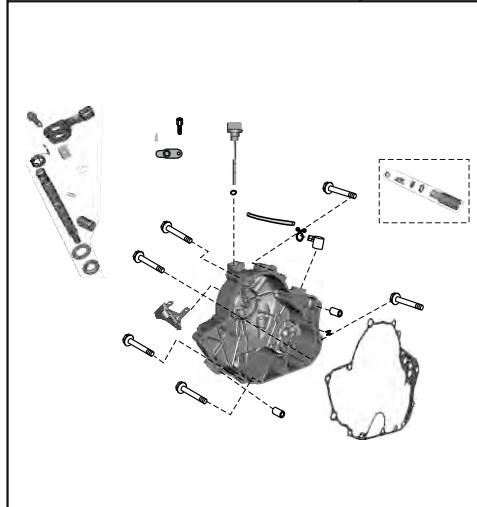
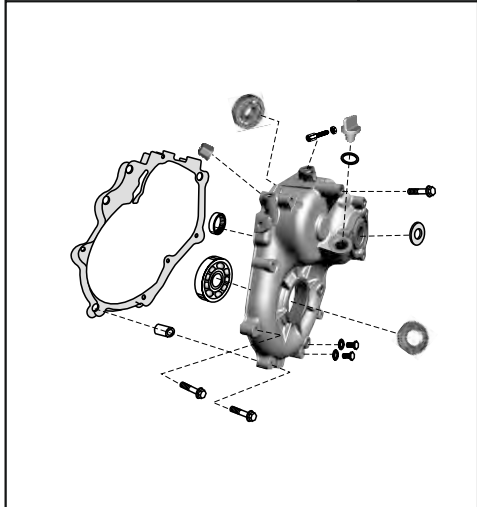


PLATE NO. : 4 DIFFERENTIAL COVER	PAGE NO. 7
-------------------------------------	---------------



# Pictorial Index

RE **4-STROKE FI**  
PETROL

PLATE NO. : 5 CYLINDER / PISTON ASSEMBLY	PAGE NO. 9
---	---------------

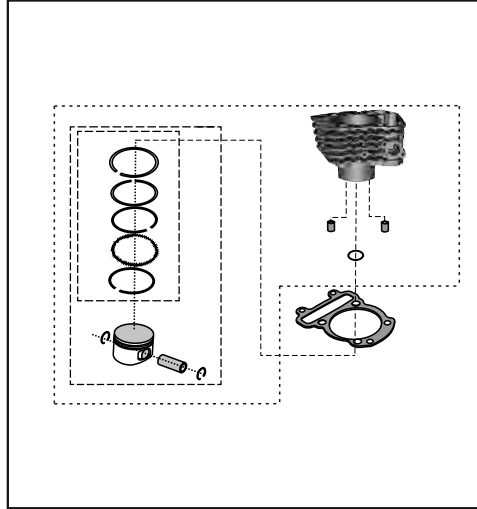


PLATE NO. : 6 CYLINDER HEAD	PAGE NO. 11
--------------------------------	----------------

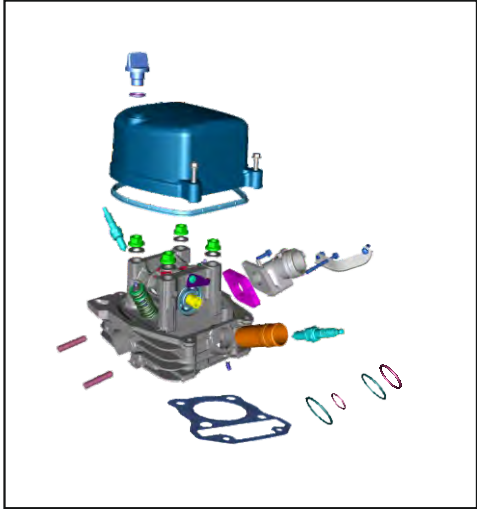


PLATE NO. : 7 ROCKER ARM ASSLY & VALVE	PAGE NO. 13
---	----------------

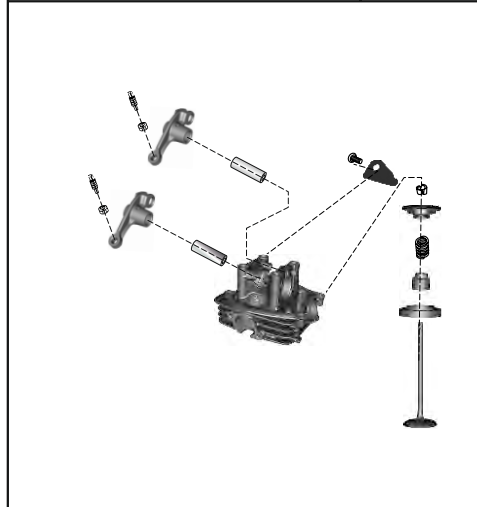
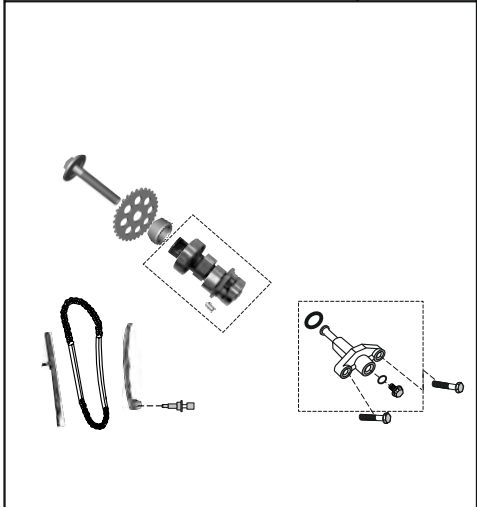


PLATE NO. : 8 CAM SHAFT AND CHAIN TENSIONER	PAGE NO. 15
--	----------------



# Pictorial Index

RE **4-STROKE** FI  
PETROL

PLATE NO. : 9  
CRANK SHAFT ASSEMBLY

PAGE NO.  
17

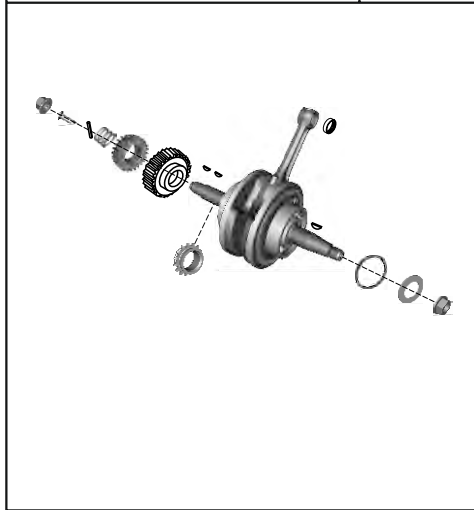


PLATE NO. : 10  
MAIN SHAFT

PAGE NO.  
19

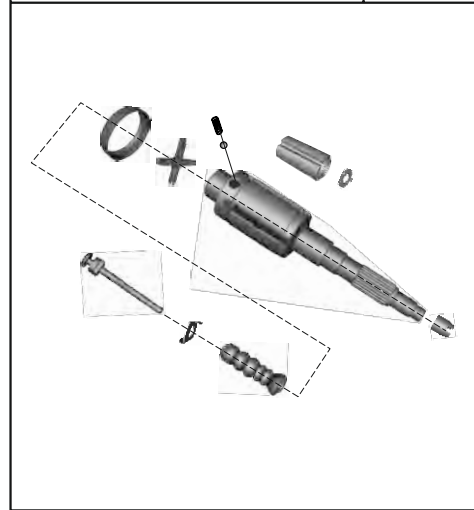


PLATE NO. : 11  
GEAR TRANSMISSION

PAGE NO.  
21


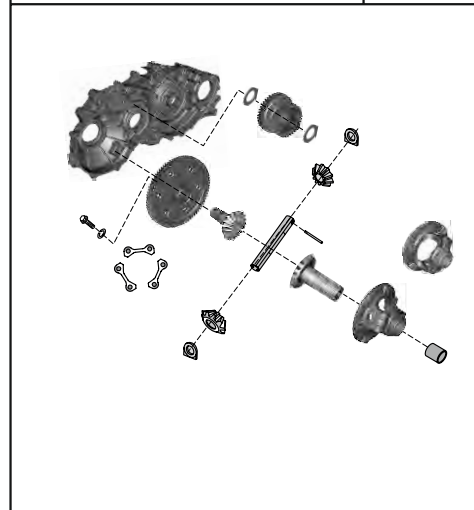


PLATE NO. : 12  
DIFFERENTIAL ASSEMBLY

PAGE NO.  
23



# Pictorial Index

RE **4-STROKE** FI  
PETROL

PLATE NO. : 13  
PUMP ASSLY OIL

PAGE NO.  
25

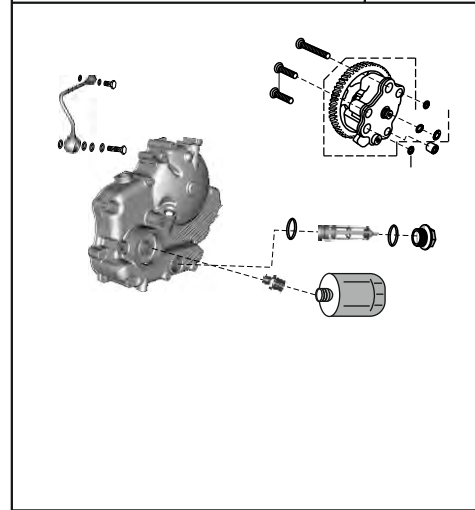


PLATE NO. : 14  
CLUTCH PLATE ASSLY

PAGE NO.  
27

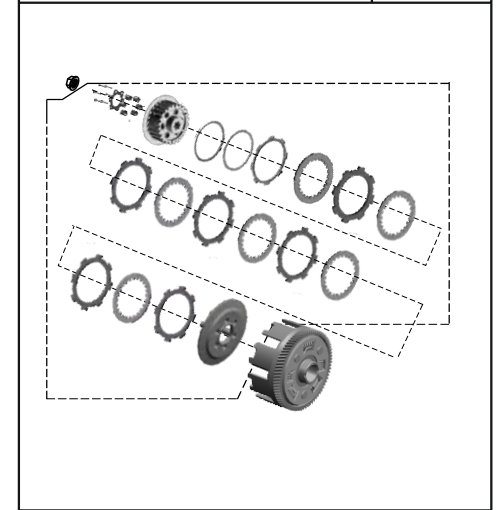


PLATE NO. : 15  
CLUTCH HOUSING COMPLETE

PAGE NO.  
29

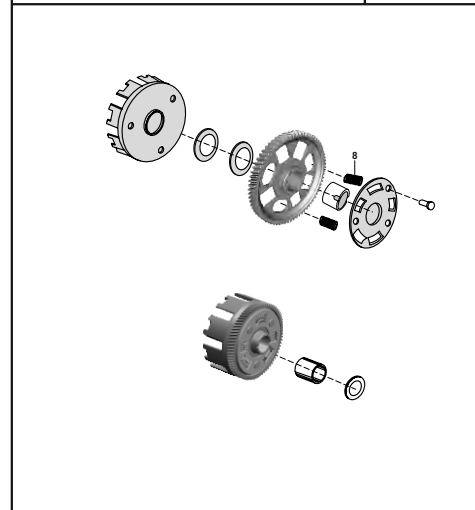
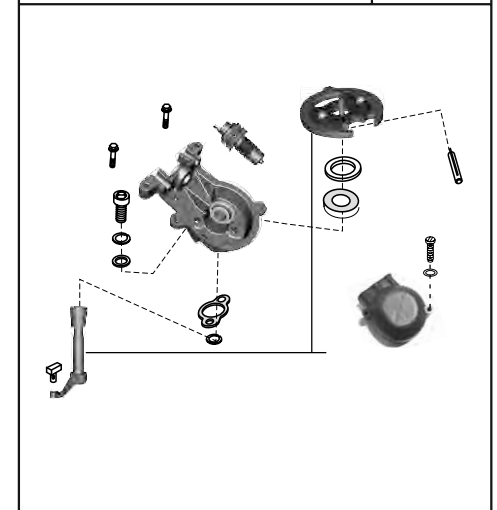


PLATE NO. : 16  
GEAR SHIFTER ASSEMBLY

PAGE NO.  
31





# Pictorial Index

RE **4-STROKE FI**  
PETROL

PLATE NO. : 17  
SECTOR COMPLETE-REVERS GEAR

PAGE NO.  
33

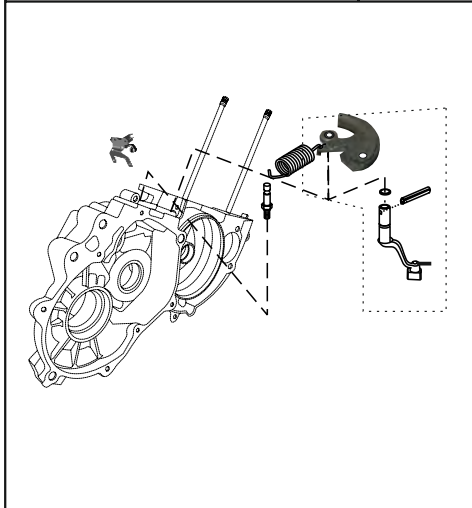


PLATE NO. : 18  
SECTOR GEAR ASSLY

PAGE NO.  
35

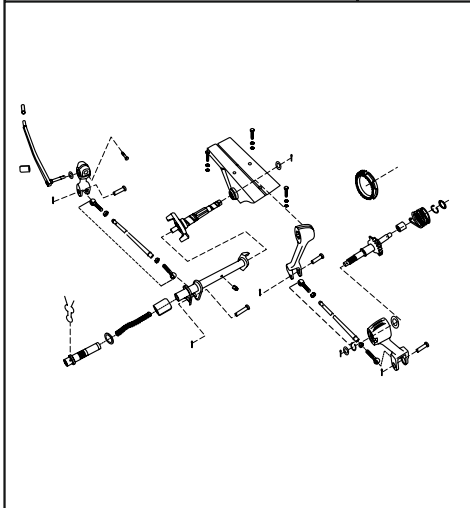



PLATE NO. : 19  
COWLING

PAGE NO.  
37



PLATE NO. : 20  
MAGNETO ASSEMBLY & H.T. COIL

PAGE NO.  
39



# Pictorial Index

RE **4-STROKE FI**  
PETROL

PLATE NO. : 21  
STARTER MOTOR ASSLY

PAGE NO.  
41

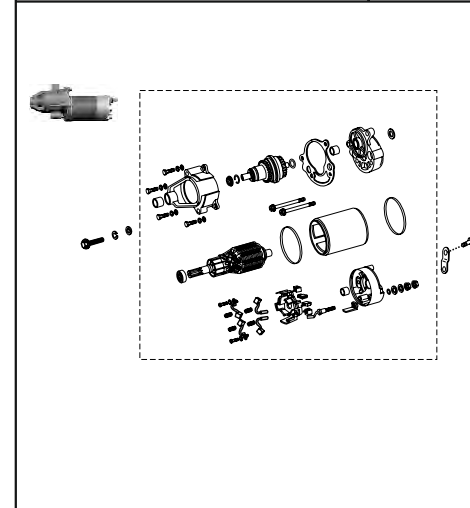


PLATE NO. : 22  
FARE METER DRIVE UNIT

PAGE NO.  
43

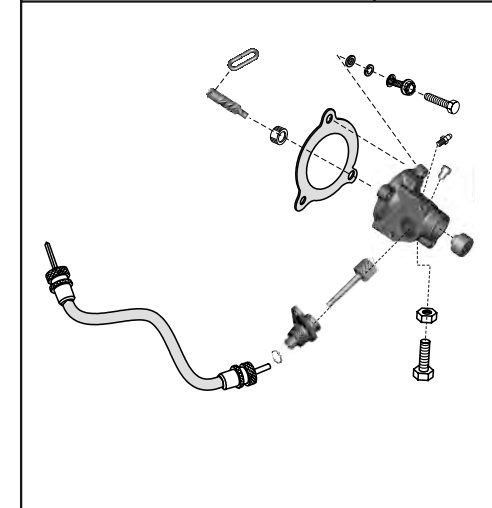


PLATE NO. : 23  
ENGINE MOUNTING

PAGE NO.  
45

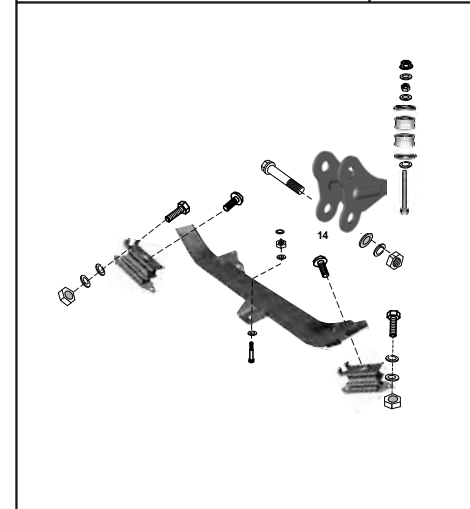
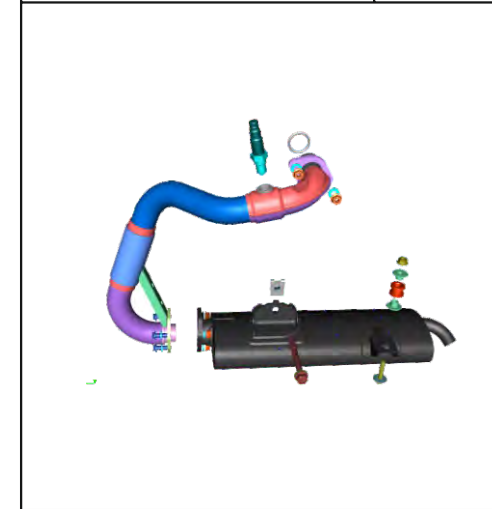


PLATE NO. : 24  
SILENCER ASSEMBLY

PAGE NO.  
47



# Pictorial Index

RE **4-STROKE FI**  
PETROL

PLATE NO. : 25 THROTTLE BODY	PAGE NO. 49
---------------------------------	----------------




PLATE NO. : 27 OIL COOLER	PAGE NO. 53
------------------------------	----------------




PLATE NO. : 26 AIR FILTER COMPLETE	PAGE NO. 51
---------------------------------------	----------------

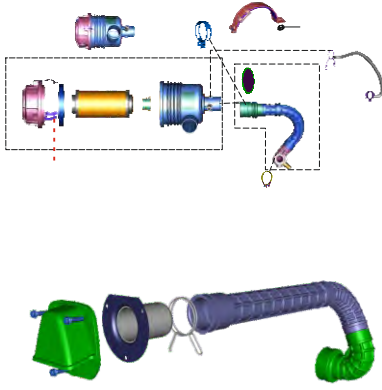
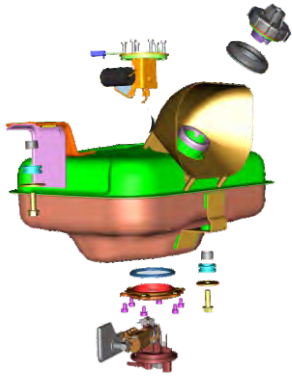


PLATE NO. : 28 PETROL TANK	PAGE NO. 55
-------------------------------	----------------



# Pictorial Index

RE **4-STROKE FI**  
PETROL

PLATE NO. : 29 PROPELLER SHAFT / FLANGES	PAGE NO. 57
---	----------------

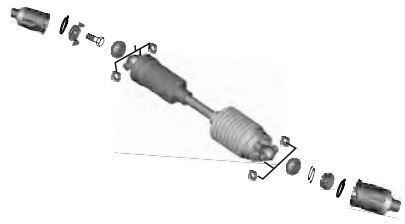


PLATE NO. : 31 REAR WHEEL AXLE	PAGE NO. 61
-----------------------------------	----------------

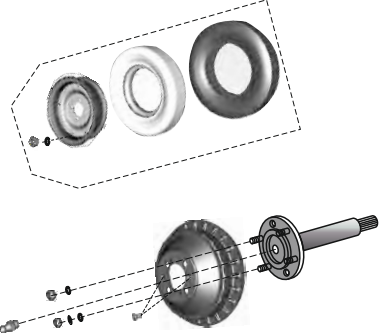


PLATE NO. : 30 TRAILING ARM/ RR SH. ABS	PAGE NO. 59
--	----------------

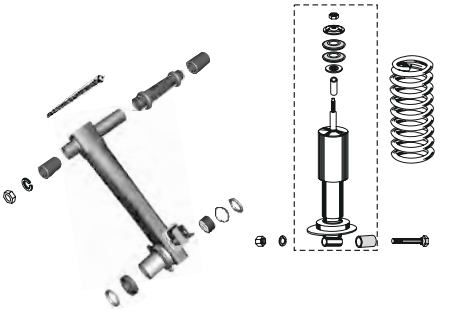
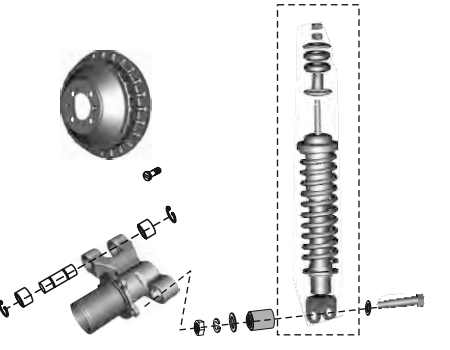


PLATE NO. : 32 FRONT SHOCK ABSORBER & DRUM	PAGE NO. 63
---	----------------





# Pictorial Index

RE **4-STROKE FI**  
PETROL

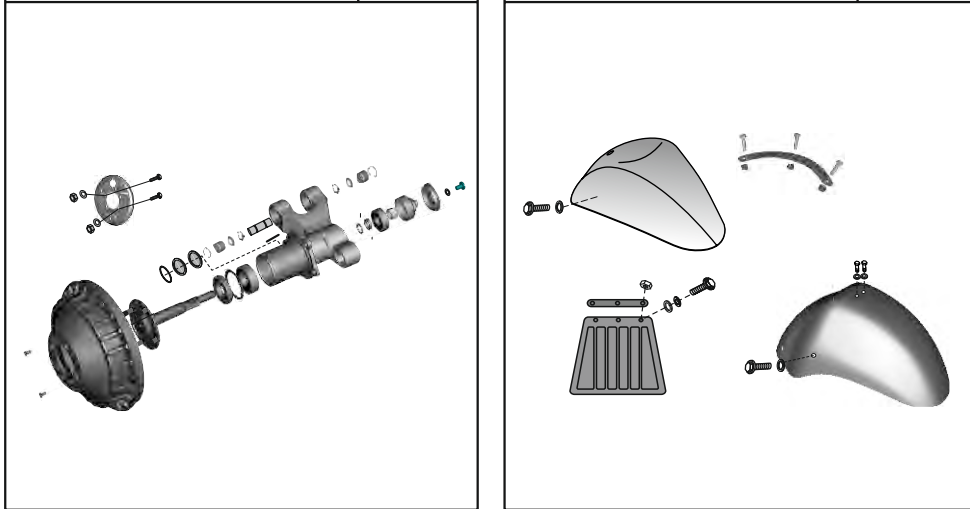
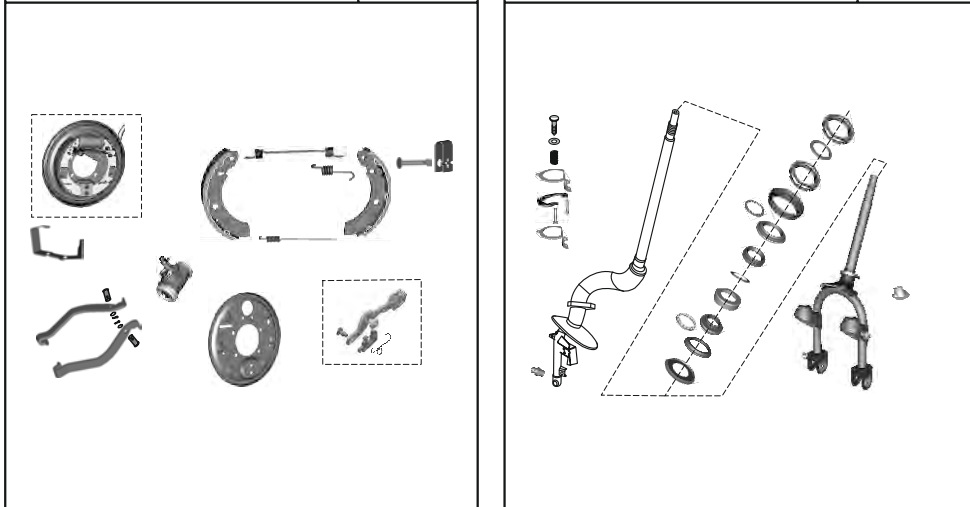
PLATE NO. : 33 FRONT HUB	PAGE NO. 65	PLATE NO. : 34 FRONT MUDGUARD	PAGE NO. 67
 <p>The image shows two exploded view diagrams. The left diagram illustrates the front hub assembly, including the hub, axle, bearings, and seals. The right diagram shows the front mudguard assembly, featuring two curved mudguard pieces and a central vented plate, all with their respective mounting hardware.</p>			

PLATE NO. : 35 AUTO ADJUSTER BRAKE SYSTEM	PAGE NO. 69	PLATE NO. : 36 STEERING COLUMN ASSLY.	PAGE NO. 71
 <p>The image contains two exploded view diagrams. The left diagram shows the auto adjuster brake system, including brake shoes, a central adjuster, and a brake drum. The right diagram depicts the steering column assembly, showing the steering knuckle, tie rod, and coil spring components.</p>			

# Pictorial Index

RE **4-STROKE FI**  
PETROL

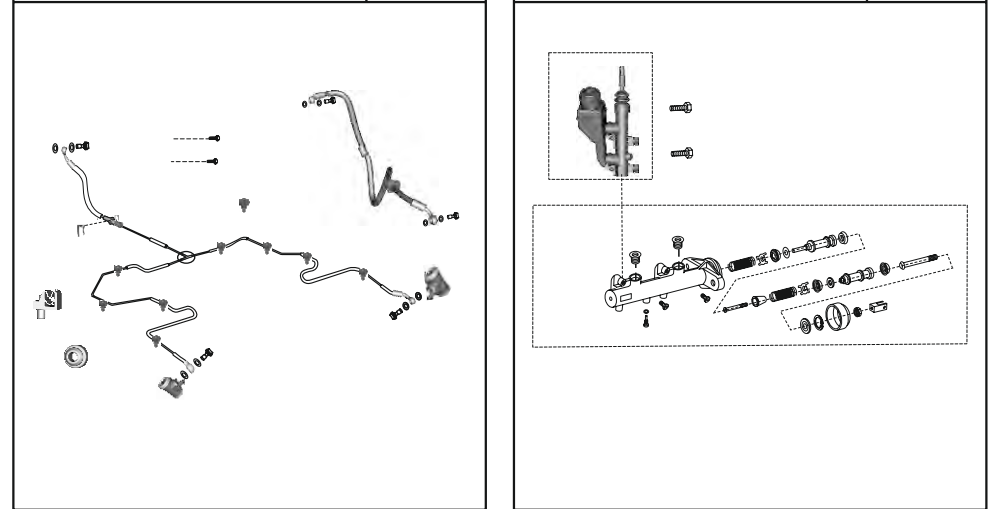
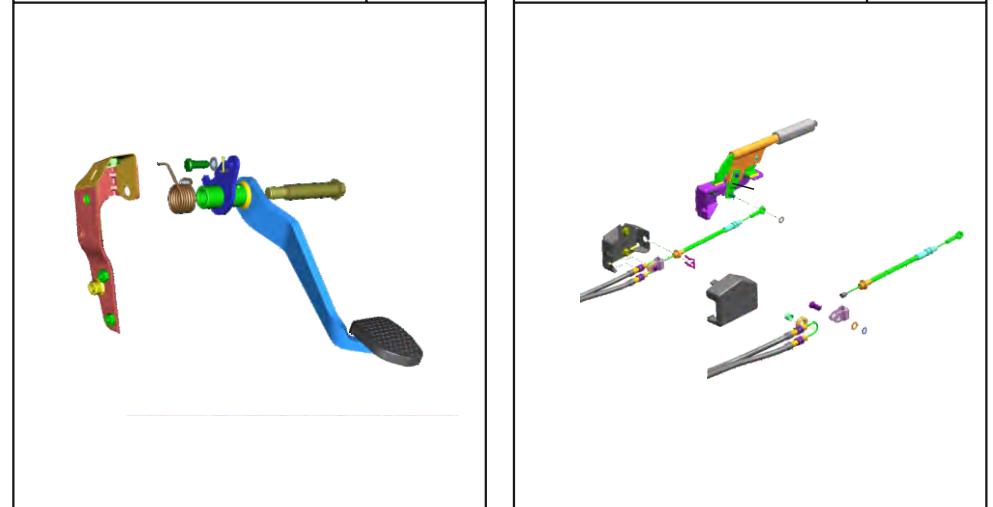
PLATE NO. : 37 BRAKE PIPE	PAGE NO. 73	PLATE NO. : 38 TANDEM MASTER CYLINDER	PAGE NO. 75
 <p>The image shows two exploded view diagrams. The left diagram illustrates the brake pipe system, including the main pipe, flexible hoses, and various fittings. The right diagram shows the tandem master cylinder assembly, highlighting the master cylinder body and its associated mounting hardware.</p>			

PLATE NO. : 39 BRAKE PEDAL	PAGE NO. 77	PLATE NO. : 40 HAND BRAKE	PAGE NO. 79
 <p>The image contains two exploded view diagrams. The left diagram shows the brake pedal assembly, featuring a blue pedal, a red bracket, and various connecting pins and springs. The right diagram illustrates the hand brake assembly, including the hand brake lever, cables, and mounting hardware.</p>			

# Pictorial Index

RE **4-STROKE FI**  
PETROL

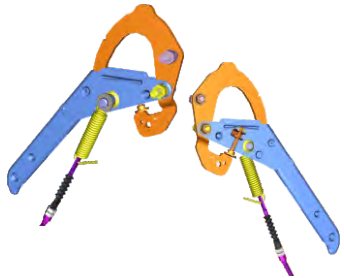
PLATE NO. : 41 LEVER ASSEMBLY REVERSE	PAGE NO. 81
	

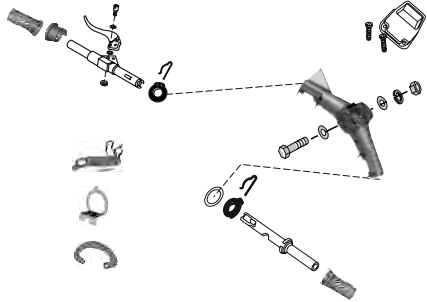
PLATE NO. : 42 HANDLE BAR ASSEMBLY	PAGE NO. 83
	


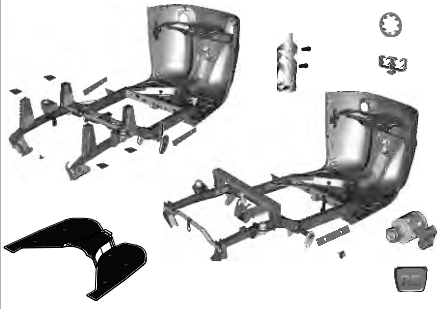
PLATE NO. : 43 CONTROL CABLES	PAGE NO. 85
	

PLATE NO. : 44 FRAME CHASSIS ASSLY	PAGE NO. 87
	

# Pictorial Index

RE **4-STROKE FI**  
PETROL

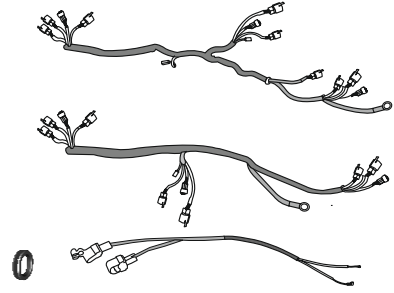
PLATE NO. : 45 FRAME CHASSIS ASSLY	PAGE NO. 89
	

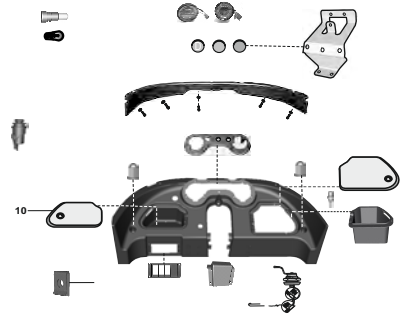
PLATE NO. : 46 DASHBOARD ASSEMBLY	PAGE NO. 91
	

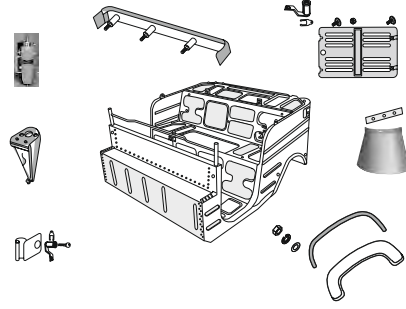

PLATE NO. : 47 PASSENGER BODY	PAGE NO. 93
	

PLATE NO. : 48 TOOL KIT & EMBLEM	PAGE NO. 95
	

# Pictorial Index

RE **4-STROKE FI**  
PETROL

PLATE NO. : 49 WIND SHIELD & WIPER MOTOR	PAGE NO. 97

PLATE NO. : 50 STEERING & HEAD LAMP COVER	PAGE NO. 99

PLATE NO. : 51 SEAT ASSLY & HOOD FRAME ASSLY	PAGE NO. 101

PLATE NO. : 52 HEAD LIGHT ASSLY & BLINKERS	PAGE NO. 103

# Pictorial Index

RE **4-STROKE FI**  
PETROL

PLATE NO. : 53 TAIL LAMP ASSLY	PAGE NO. 105

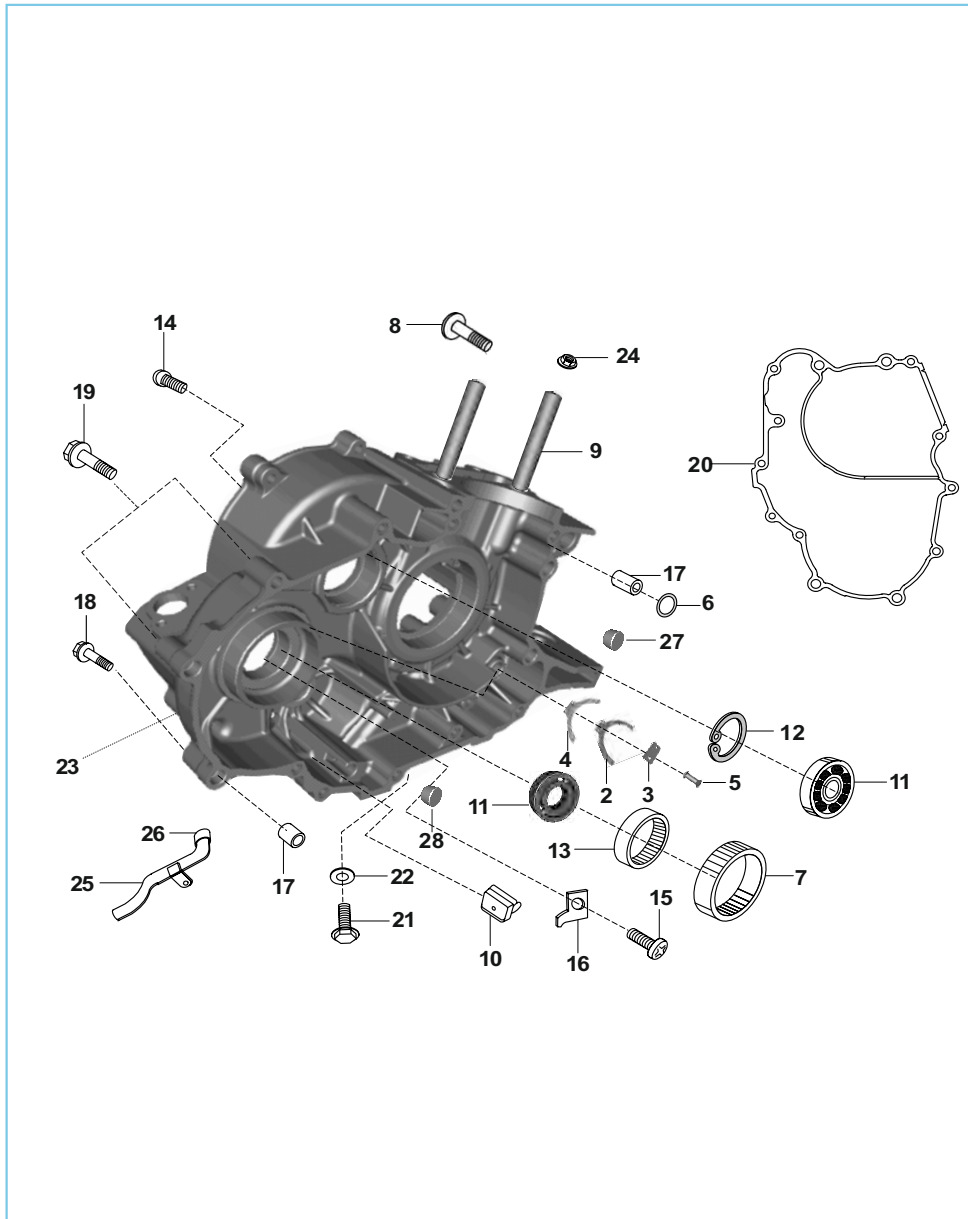
PLATE NO. : 54 SWITCHES & HORN	PAGE NO. 107

PLATE NO. : 55 ELECTRICAL UNITS	PAGE NO. 109

PLATE NO. : 56 BATTERY	PAGE NO. 111

Plate No.: 1

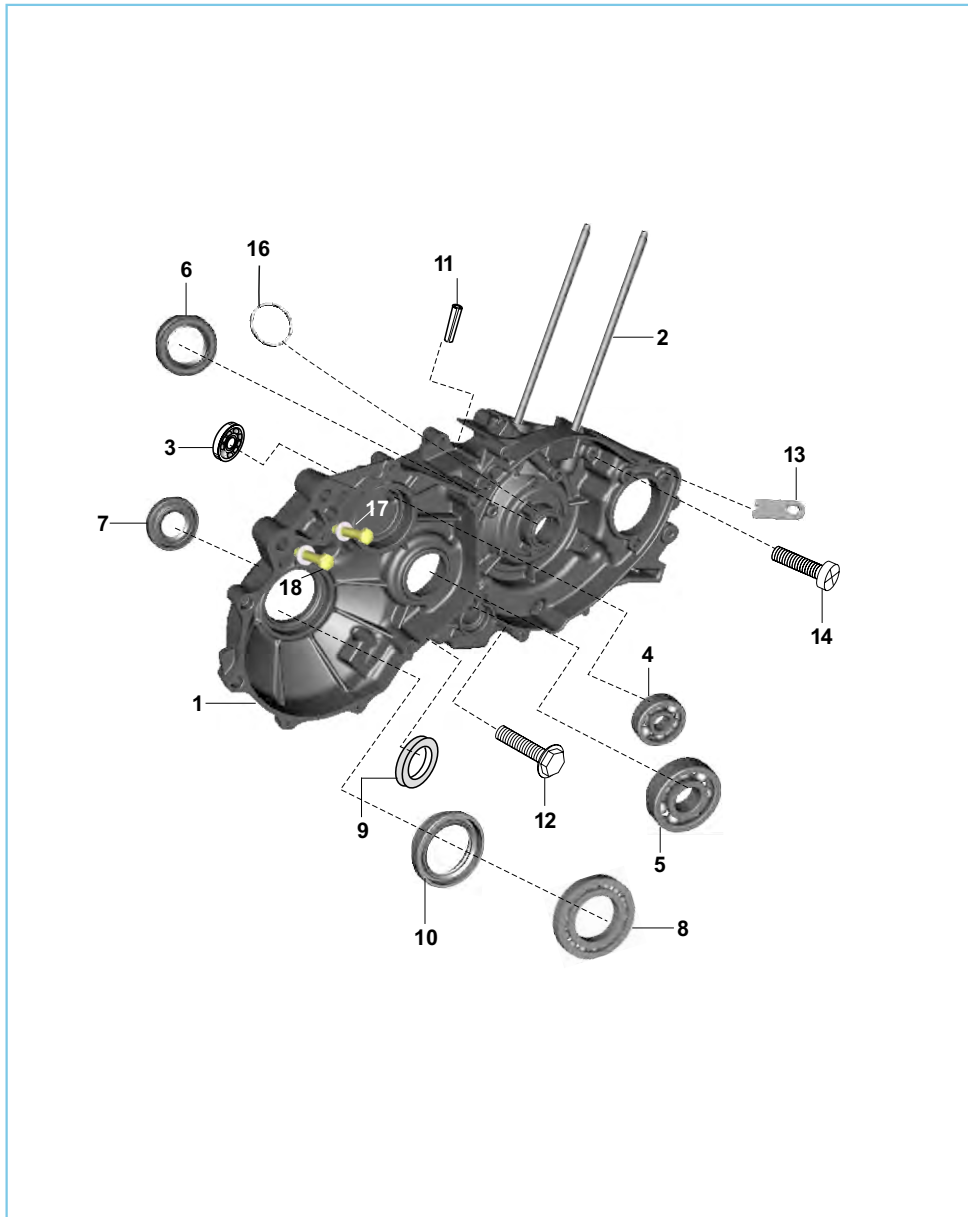
Engine & Crankcase Clutch Side



No.	Part No.	Description	Qty.	Remarks
1	AU 5010 02	Engine assly. comp	1	
2	AA 1011 23	Spring plate upper	1	
3	AA 1012 49	Spacer pad - hand start	1	
4	AA 1011 24	Spring plate lower	1	
5	39 0508 09	Rivet	2	
6	39 1013 21	'O' ring	1	
7	AA 1011 45	Bushstarter gear	1	
8	LA D000 62	Bolt flanged M6X1X105L	2	
9	59 0500 02	Stud	2	
10	AA 1011 43	Rubber pad	1	
11	39 1214 20	Ball bearing	1	
12	21 1704 19	Circlip	1	
13	03 1003 35	Needle roller bearing	1	
14	LA E000 17	Screw pan cross - M6	1	
15	39 0745 01	Screw pan cross - M6	1	
16	AB 1010 14	Guide starter gear	1	
17	39 1000 06	Hollow dowel pin	2	
18	39 1075 04	Bolt flanged small	6	
19	39 1676 04	Bolt flanged small	2	
20	AN 1011 29	Gasket (Crankcase)	1	
21	DH 1016 61	Drain plug	1	
22	DG 1014 98	Gasket (stopper roc.arm)	1	N.I
23	AN 1011 27	Crank case clutch side	1	
24	39 1630 15	Nut flange	2	
25	AA 1012 21	Tube assly.	1	
26	28 1010 80	Rubber bush	1	
27	31 1010 60	Plug	1	
28	DP 1011 54	Plug	1	

Plate No.: 2

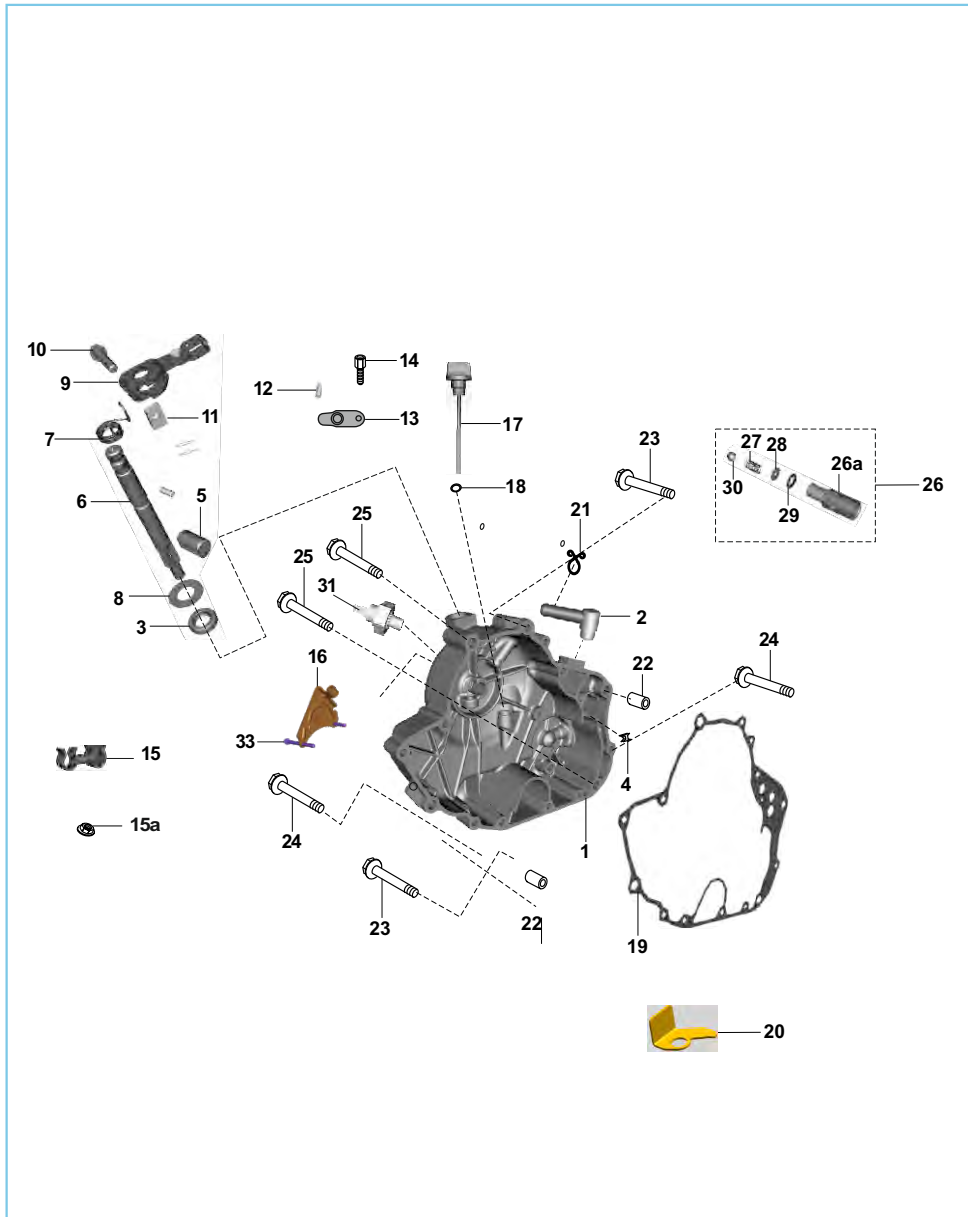
Crank Case Magneto Side



No.	Part No.	Description	Qty.	Remarks
1	AU 5410 07	Crankcase magneto side	1	Bolt Mtg.
2	59 0500 02	Stud m10 ( bolt stud cylinder)	2	
3	30 1510 59	Bearing - ball c'case magn.side	1	
4	39 1864 20	Bearing - ball :- 20 x 52 x 15	1	
5	39 2561 20	Bearing - ball 6305	1	
6	AA 1019 50	Seal Oil	1	
7	39 1716 19	Oil seal (Main Shaft)	1	
8	24 1301 05	Ball bearing (Differential)	1	
9	39 1917 19	Oil seal-Sector gear	1	For starting handle
10	BF 5516 13	Oil seal(Differential)	1	
11	LA A000 22	Bolt	1	
12	39 1075 04	Flanged bolt	1	
13	AU 5410 12	Bracket-magnto Hrns-crankcase	1	
14	LA C000 25	Bolt Socket Head	2	
15	AN 1012 38	Bolt restrictor	1	N.I.
16	DK 1010 97	Damper Axel Rubber	1	
17	39 0248 11	Washer - Plain	2	
18	39 0083 04	Bolt Hex Head M10	2	

Plate No.: 3

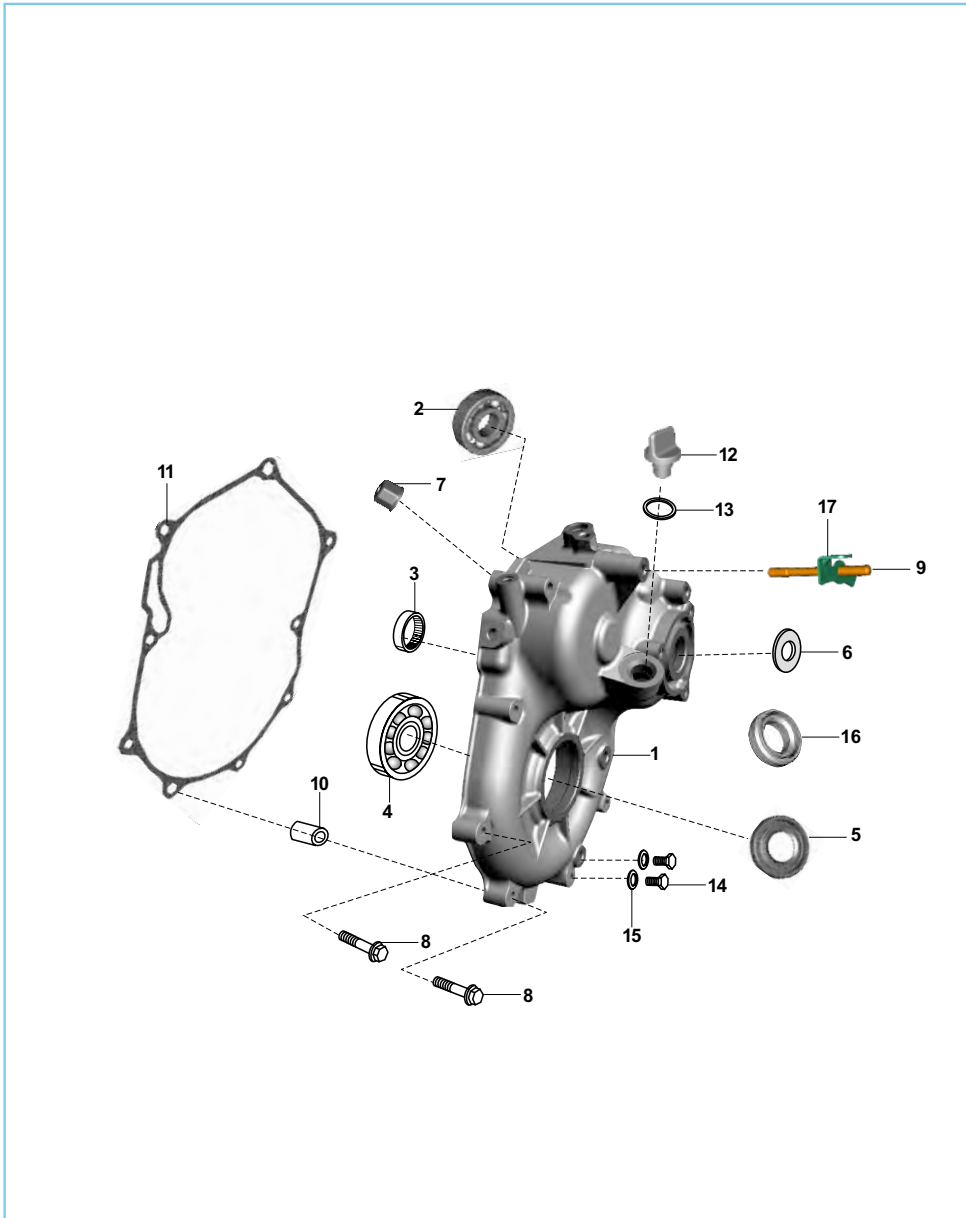
Clutch Cover



No.	Part No.	Description	Qty.	Remarks
1	AA 1020 00	Clutch Cover	1	
2	AN 1014 20	Pipe - breather	1	
3	39 1041 19	Seal oil- Clutch cover	1	
4	AB 1010 38	Grommet breather	1	
5	DH 1011 41	Rack clutch push	1	
6	AN 1013 75	Shaft clutch release	1	
7	AN 1013 76	Spring torsion clutch lever	1	
8	39 2443 11	Washer - Plain	1	
9	DH 1011 80	Lever assembly	1	
10	39 1674 04	Bolt - flange :- M6 X 25	1	
11	DH 1012 75	Nut - special	1	
12	AP 1011 49	Pin shaft retainer	1	
13	AN 1011 89	Plate stopper, clutch cover	1	
14	LB C000 04	Screw - countersunk head	1	
15	KC Ga06 06	Nut hex clip hose rotatable	1	
16	AA 1019 39	Assembly bkt-cl cable & ht coil	1	
17	AA 1016 67	Stick dip - clutch cover	1	
18	39 1537 21	O Ring	1	
19	AN 1011 86	Gasket, clutch cover	1	
21	24 1214 76	Clip	1	
22	39 1000 06	Hollow dowel pin	2	
23	39 1065 04	Bolt flanged - M6x40	5	
24	39 1963 04	Bolt	4	
25	39 1721 04	Bolt	3	
26	AA 1018 83	Valve Pressure Relief Assembly	1	
26a	AA 1018 84	Valve pressure relief	1	
27	DK 1014 49	Spring relief valve (4 bar)	1	
28	DK 1014 72	Washer pressure relief valve	1	
29	39 2547 17	Internal circlip	1	
30	30 1012 36	Ball steel	1	
31	AA 2013 25	Oil Pressure Switch	1	
32	AA 1020 55	Bkt- Oil Press. Switch	1	
33	KA ED06 14	Bolt-flanged-small	2	

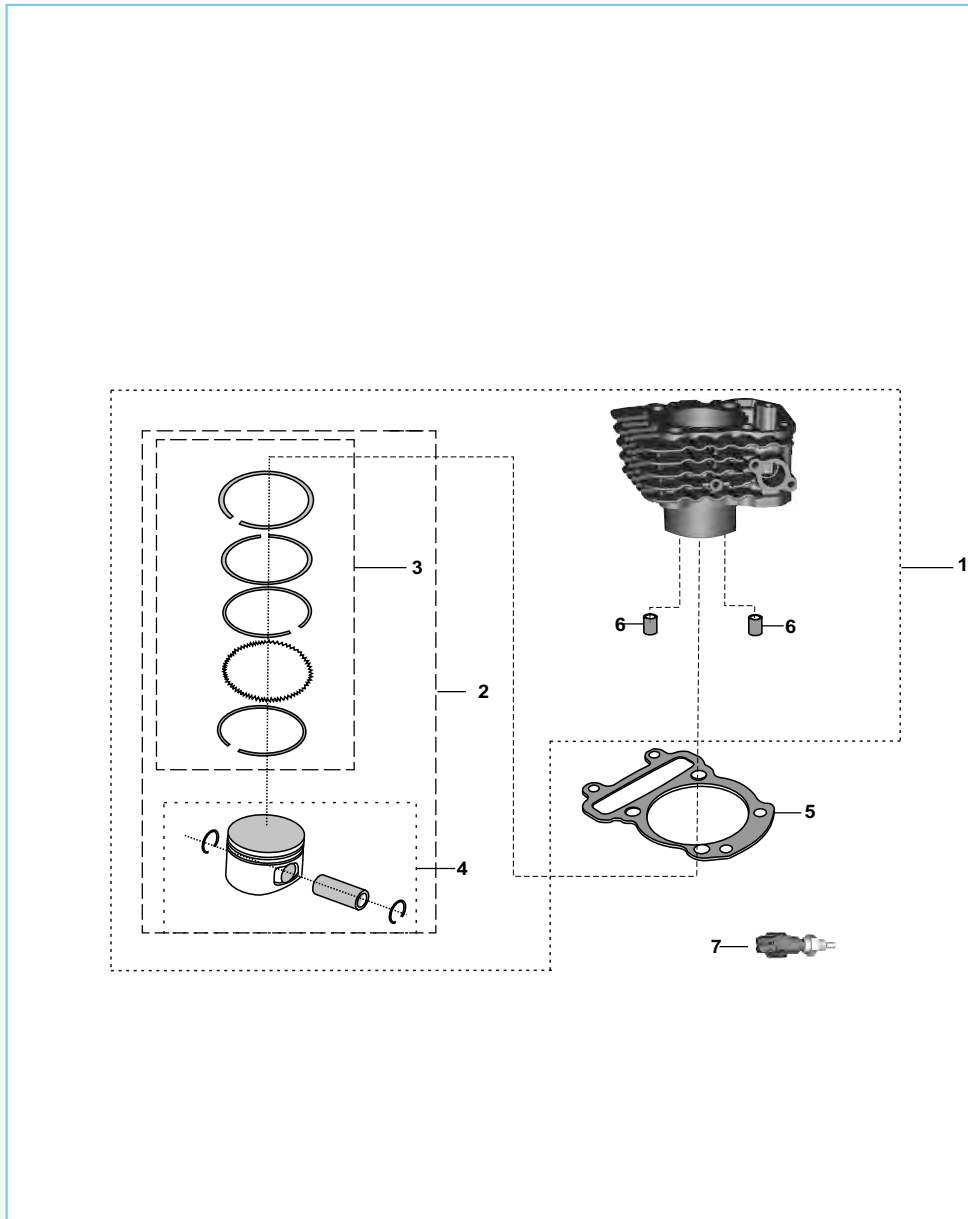


Differential Cover

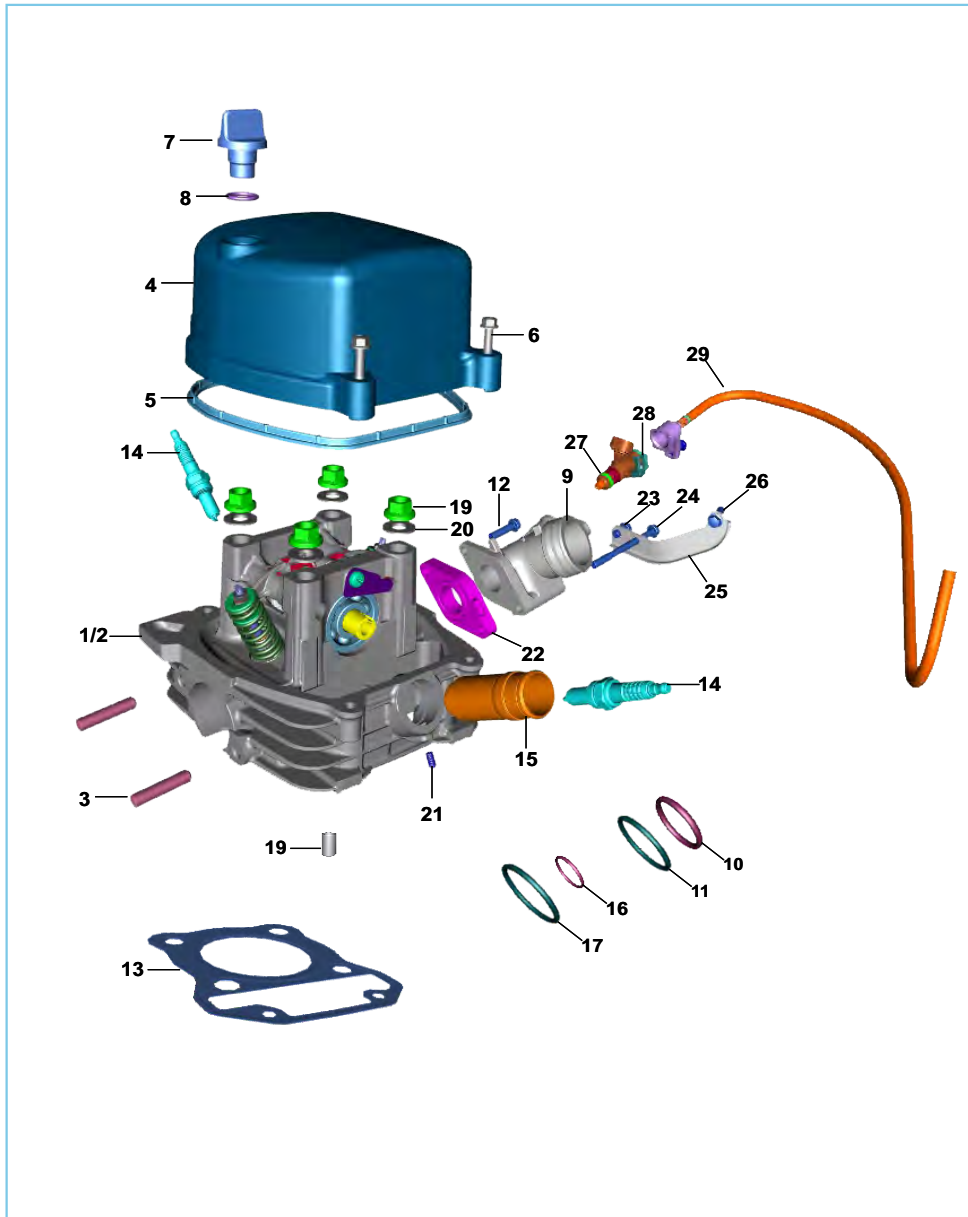


No.	Part No.	Description	Qty.	Remarks
1	AA 1020 26	Differential cover	1	
2	30 1510 39	Bearing ball	1	
3	39 1435 20	Needle roller bearing	1	
4	KP BB60 07	Ball bearing	1	
5	BF 5516 13	Oil seal	1	
6	39 1869 19	Oil seal	1	
7	24 1010 69	Breather assly	1	
8	LA D000 35	Bolt flanged	7	
9	LA J000 01	Bolt flanged	1	
10	39 1000 06	Hollow dowel pin	2	
11	AN 1013 12	Gasket - differential cover	1	
12	AN 1310 07	Oil plug	1	
13	39 1537 21	'O' ring	1	
14	28 1011 41	Oil plug	2	
15	39 1585 11	Washer oil plug	2	
16	39 1046 19	Seal oil - gear shfter flange	1	
17	AA 1018 23	Bracket Cable Arrester	1	

Cylinder / Piston Assembly

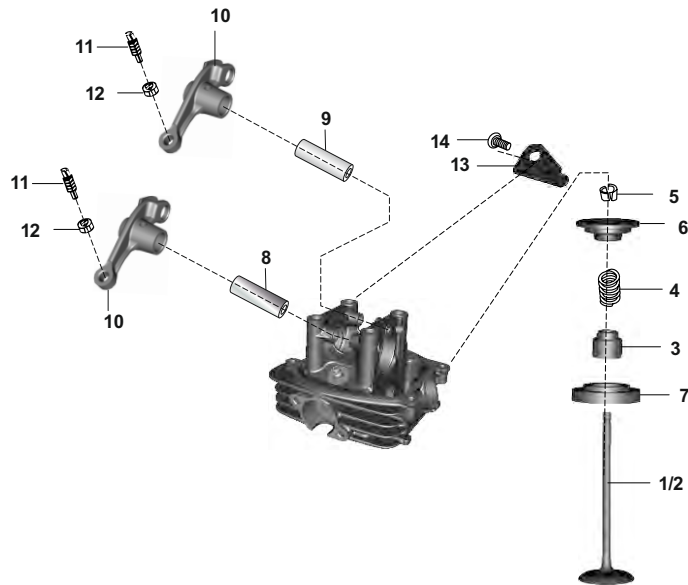


No.	Part No.	Description	Qty.	Remarks
1	36 AU00 01	Cylinder block piston assly	1	
2	AA 1018 65	Assembly piston LPG	1	
3	36 AN00 16	Kit Ring Piston	1	
4	36 AA40 67	Kit Piston Pin Gudgeon	1	N.I.
5	AN 1011 35	Gasket cylinder	1	
6	39 2181 06	Pin - hollow dowel :- 14 X 20	2	
7	DK 1015 03	Air &oil Temp Sensor	1	



### Cylinder Head

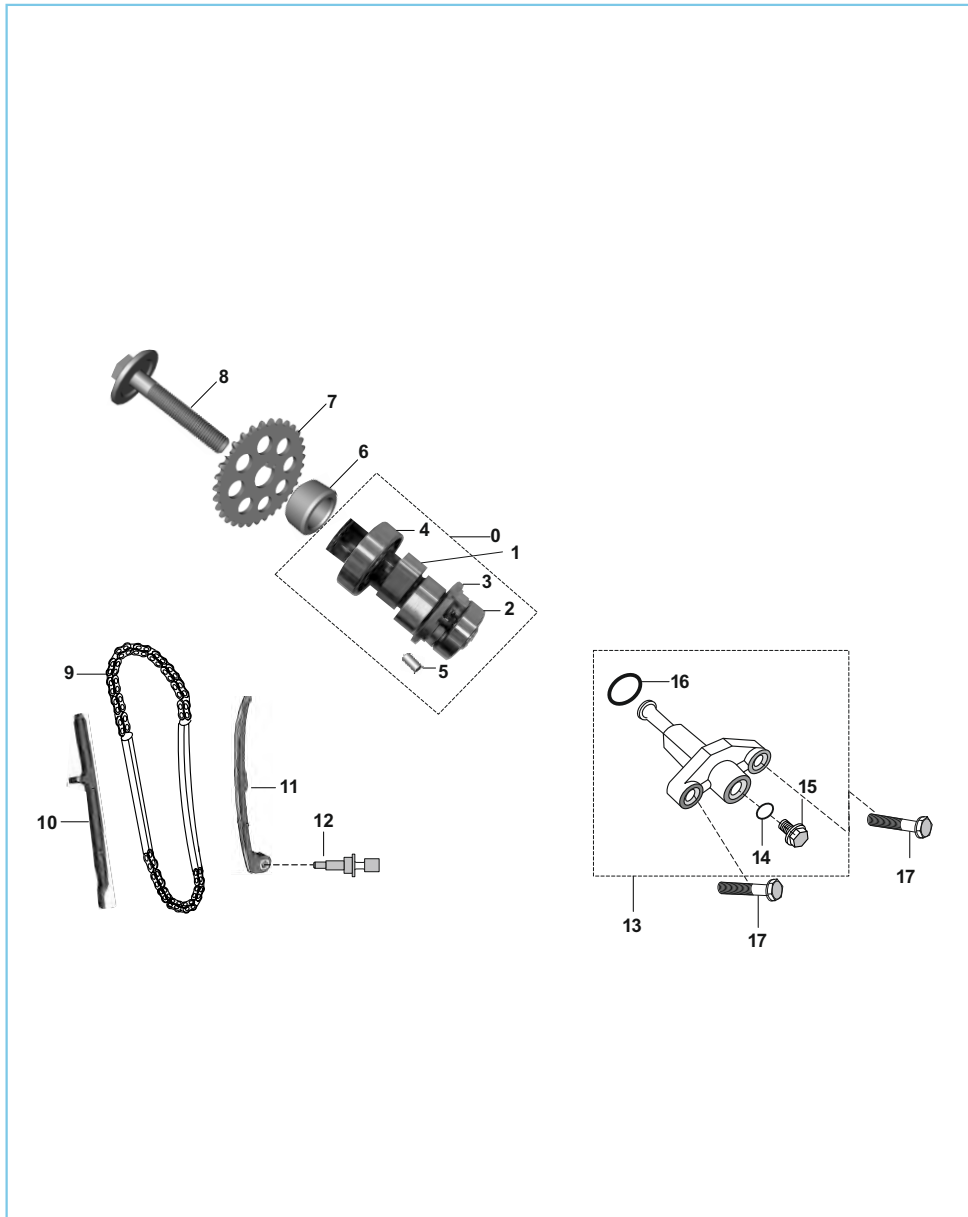
No.	Part No.	Description	Qty.	Remarks
1	AU 5110 03	Cylinder Head Assly Without Sai	1	Higher Assly of Au511002
2	AU 511 002	Cylinder Head Bziv Without Sai	1	
3	LA J000 16	Bolt Stud-m8x1.25x125xcl 10.9xbrt	2	
4	AN 1011 77	Head Cover	1	
5	AA 1018 44	Seal - Head Cover	1	
6	59 0400 38	Flange Bolt	4	
7	AN1310 07	Cap Oil Filling	1	
8	39 1537 21	O Ring	1	
9	AA 1213 06	Manifold Intake	1	
10	39 1283 21	O Ring(Manifold)	1	
11	39 2629 21	O-ring(Manifold)	1	
12	KA Ed06 22	Bolt-flanged-small	1	
13	AN 1011 49	Gasket Head	1	
14	AA 1111 54	Plug Spark Solid Post-bosh	2	
15	AN 1011 81	Sleeve Spark Plug	1	
16	39 2629 21	O-Ring (Sleeve Spark Plug)	1	
17	39 1283 21	O Ring (Sleeve Spark Plug)	1	
18	39 2181 06	Hollow Dowel Pin	2	
19	39 1055 15	Hex Nut Flange M10	4	
20	39 0248 11	Washer - Plain	4	
21	39 2608 01	Grub Screw	1	
22	AF 1215 50	Insulator For Fi	1	
23	KA ED0610	Bolt-flanged-small	1	
24	KA ED06 65	Bolt-flanged-small	1	
25	AF 1215 48	Bracket Holding Th. Body - Fi	1	
26	KA ED06 18	Bolt-flanged-small	1	
27	AU 6110 00	Injector Fuel	1	
28	JG 6110 06	Injector Clip	1	
29	AU 5814 06	Pipe Asly Tank To Intk Manifold	1	
30	LA D000 62	Bolt Flanged M6x1x105l	2	
31	JG 6110 10	Injector Cap	1	N.I.
32	JL 611 000	Injector Cap O Ring	1	N.I.



### Rocker Arm Assly & Valve

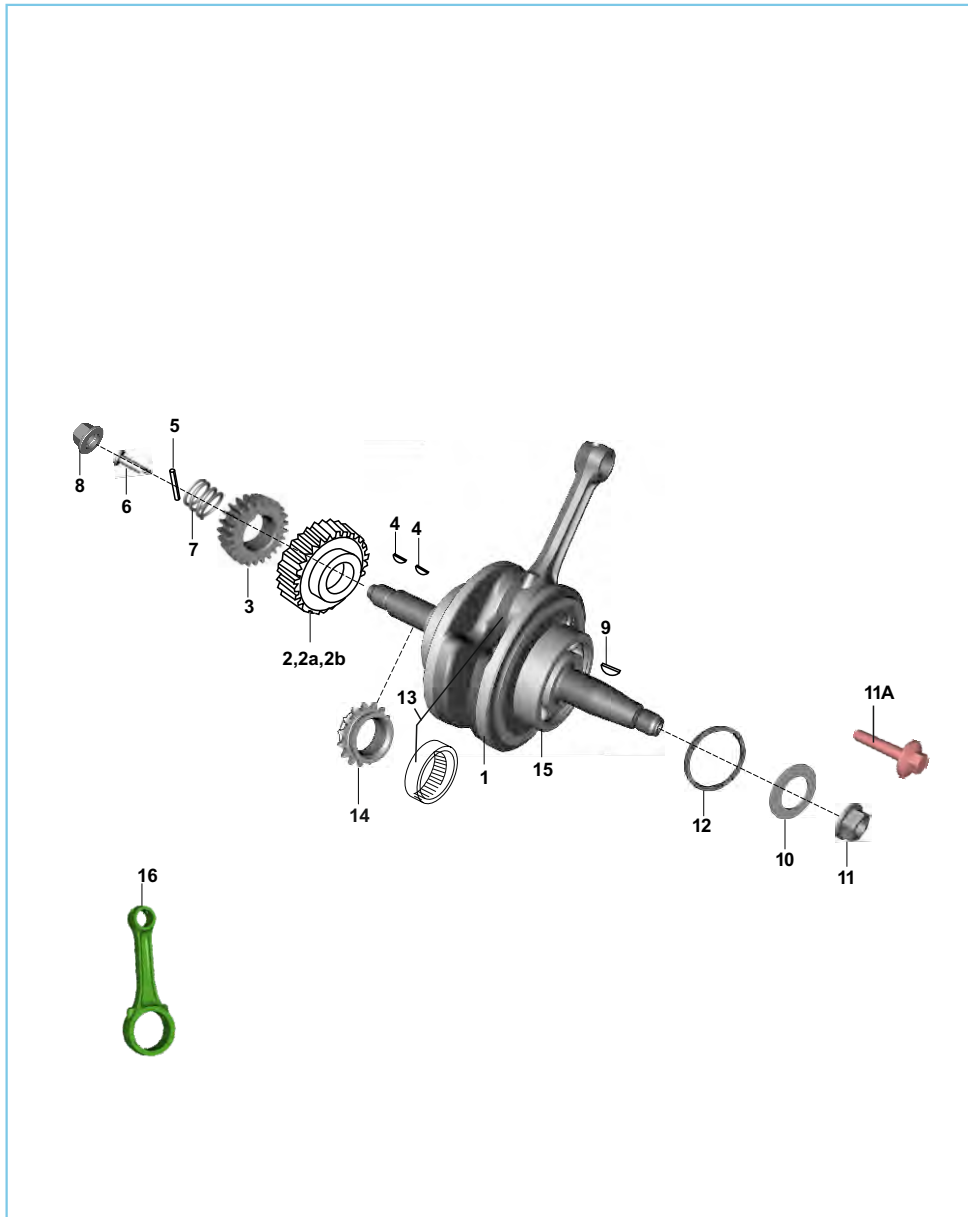
No.	Part No.	Description	Qty.	Remarks
1	AA 1018 59	Valve - intake	1	
2	AA 1018 60	Valve - exhaust	1	
3	39 1035 19	Seal valve stem	2	
4	AA 1018 75	Spring engine valve	2	
5	31 1010 19	Collet	4	
6	31 1010 18	Retainer valve spring	2	
7	28 1011 29	Seat valve spring	2	
8	JL 5112 05	Shaft rocker arm intake	1	
9	DK 1017 51	Shaft rocker arm exhaust	1	
10	JH 5112 07	Rocker arm assly (roller)	2	
11	JL 5112 27	Screw - tappet (forged route)	2	
12	39 0973 15	Nut - hexagon :- M5 X 0.5	2	
13	AN 1011 47	Plate stopper	1	
14	DX 1010 74	Screw pan cross M6	1	

Cam Shaft And Chain Tensioner



No.	Part No.	Description	Qty.	Remarks
1	AA 1018 64	Camshaft Assly	1	
	AU 5110 06	Camshaft	1	
2	39 1880 20	Bearing - Ball :- 15 X 32 X 9	1	
3	AN 1013 23	Decomp. Assembly	1	
4	39 2542 20	Bearing - Ball-15x42x13	1	
5	KH DA03 06	Pin dowel	1	
6	AA 1018 14	Collar - cam sprocket	1	
7	DS 1012 76	Sprocket - cam driven	1	
8	AN 1011 82	Bolt socket head	1	
9	DK 1010 64	Timing chain	1	
10	AN 1011 66	Guide chain	1	
11	AN 1012 57	Guide chain (tensioner Side)	1	
12	AN 1012 50	Pin guide chain	1	
13	DS 1012 77	Tensioner assly with O ring	1	
14	39 1790 21	'O' ring	1	
15	DD 1010 62	Bolt flange M6X1-L10	1	
16	39 1014 21	Ring - O	1	
17	39 1674 04	Flange bolt	2	

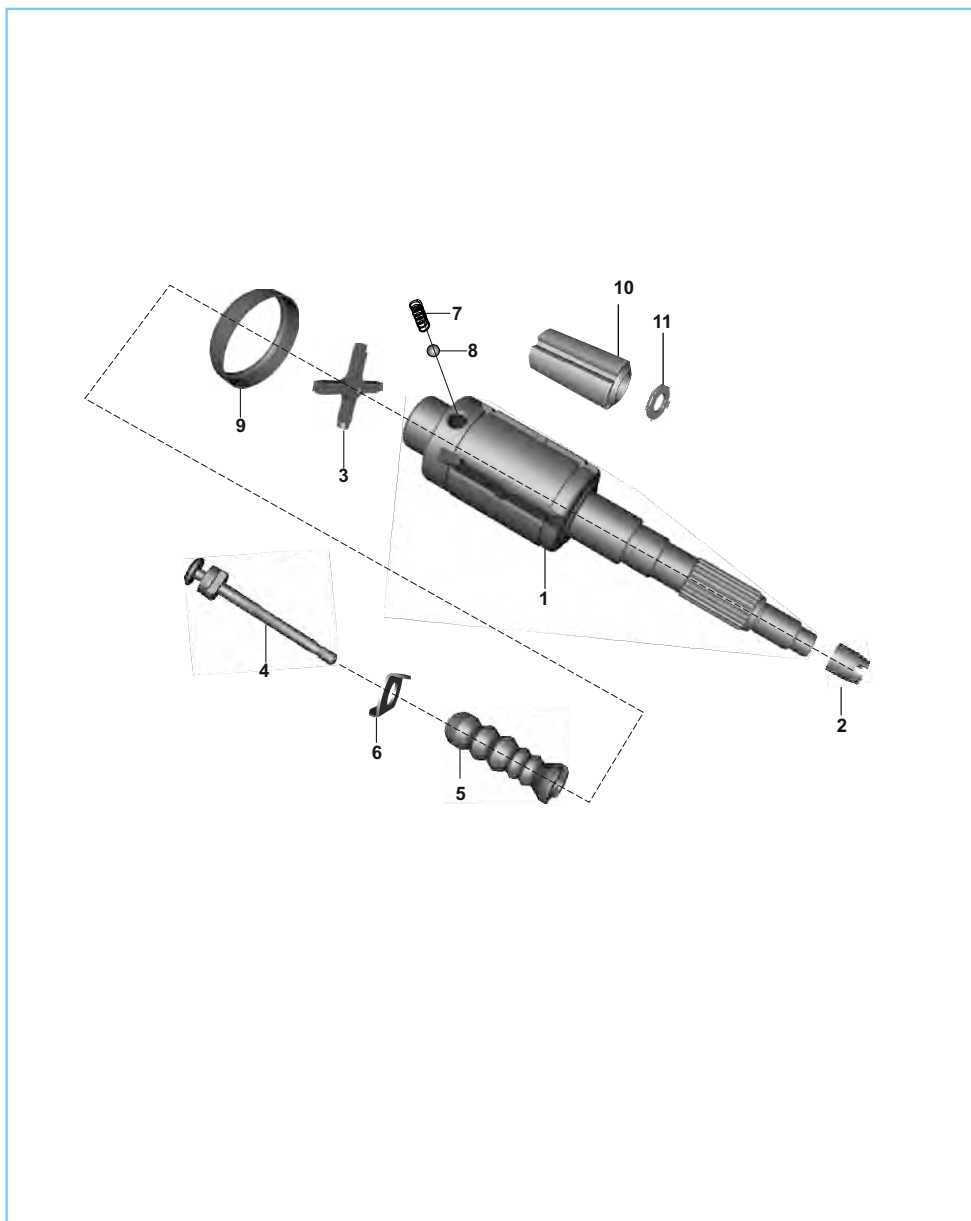
Crank Shaft Assembly



No.	Part No.	Description	Qty.	Remarks
1	AA 1019 49	Assembly Crankshaft-205fi	1	
2	AN 1013 41	Primary Pinion	1	
3	AA 1014 24	Oil pump drive gear	1	
4	31 1011 73	Key woodruff	2	
5	39 1927 07	Roller pin	1	
6	AA 1011 38	Plunger oil	1	
7	AA 1011 39	Spring plunger	1	
8	39 1885 15	Nut	1	
9	31 1011 73	Key Woodruff - C'shaft Mag Side	1	
10	LD B000 47	Washer Plain-id 10.3xod 26xthk 8	1	
11	LA D001 24	Bolt Flange-m10x1.25x155xdacro	1	
12	DK 1010 97	Damper spring	1	
13	36 AA40 32	Kit Connecting Rod	1	
14	AN 1011 55	Sprocket - crankshaft	1	
15	39 1931 20	Bearing - Ball :- 28 X 68 X 18	2	
16	DK 1010 67	Rod Connecting	1	

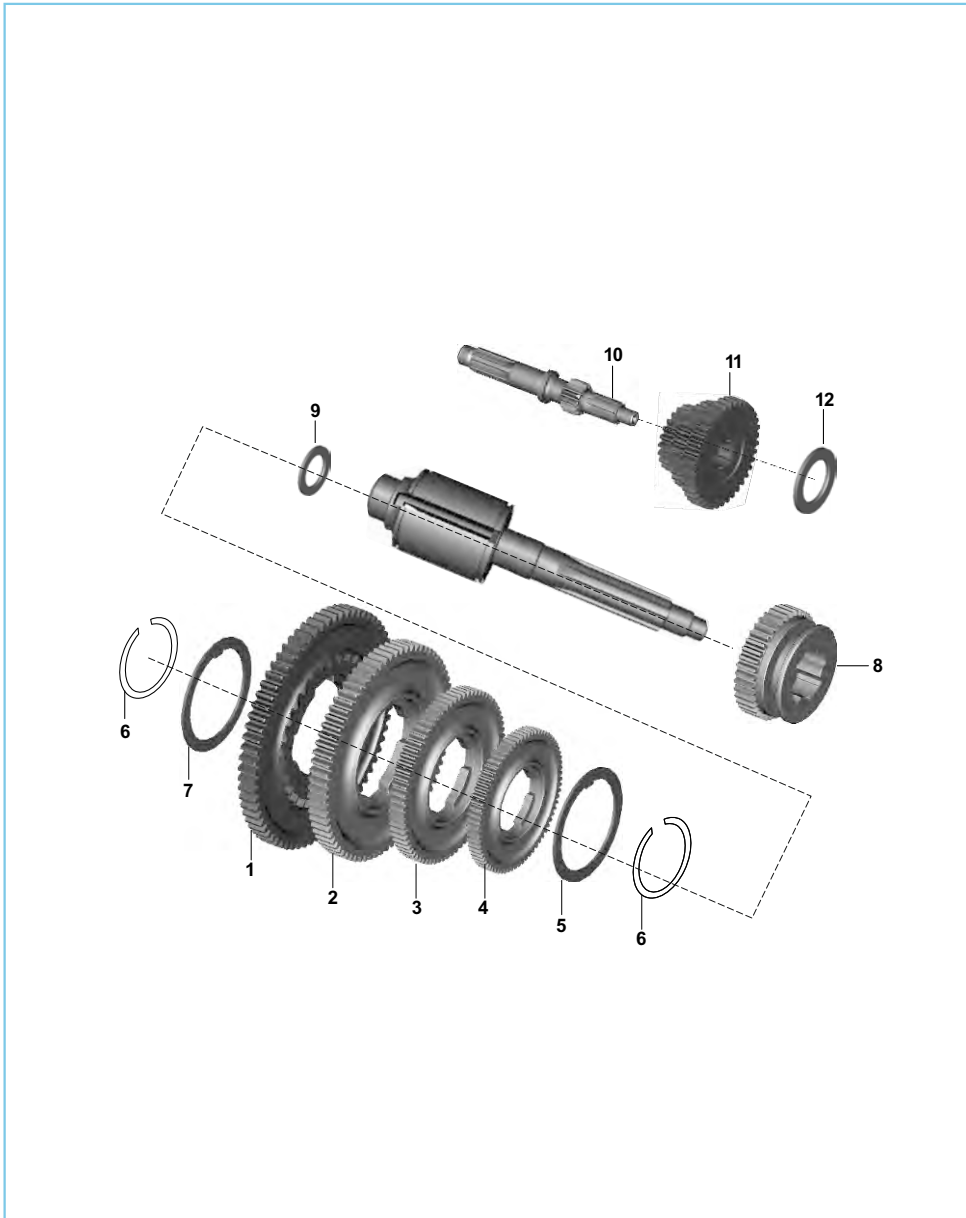


Main Shaft



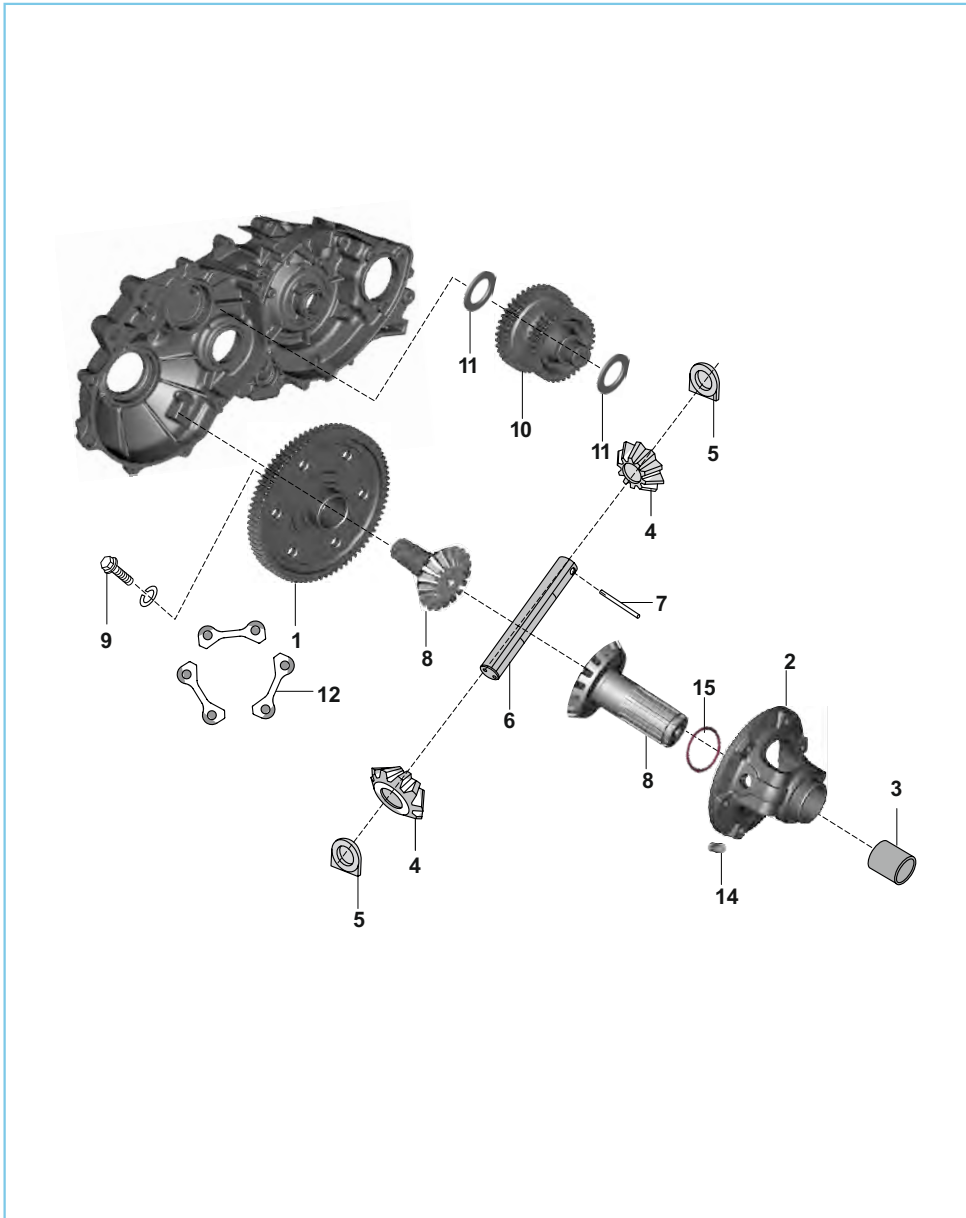
No.	Part No.	Description	Qty.	Remarks
1	AN 1011 97	Main shaft	1	
2	AA 1012 95	Drive bush	1	
3	AB 1010 67	Cross	1	
4	AA 1018 68	Guide stem	1	
5	AA 1011 08	Gear selector	1	
6	BA 1320 45	Plain washer	1	
7	28 1010 38	Spring	2	
8	01 1801 23	Steel ball	2	
9	AA 1010 61	Cup gear shifter	1	
10	AN 1011 98	Sleeve, mainshaft	1	
11	AN 1012 00	Spacer, sleeve	1	

Gear Transmission



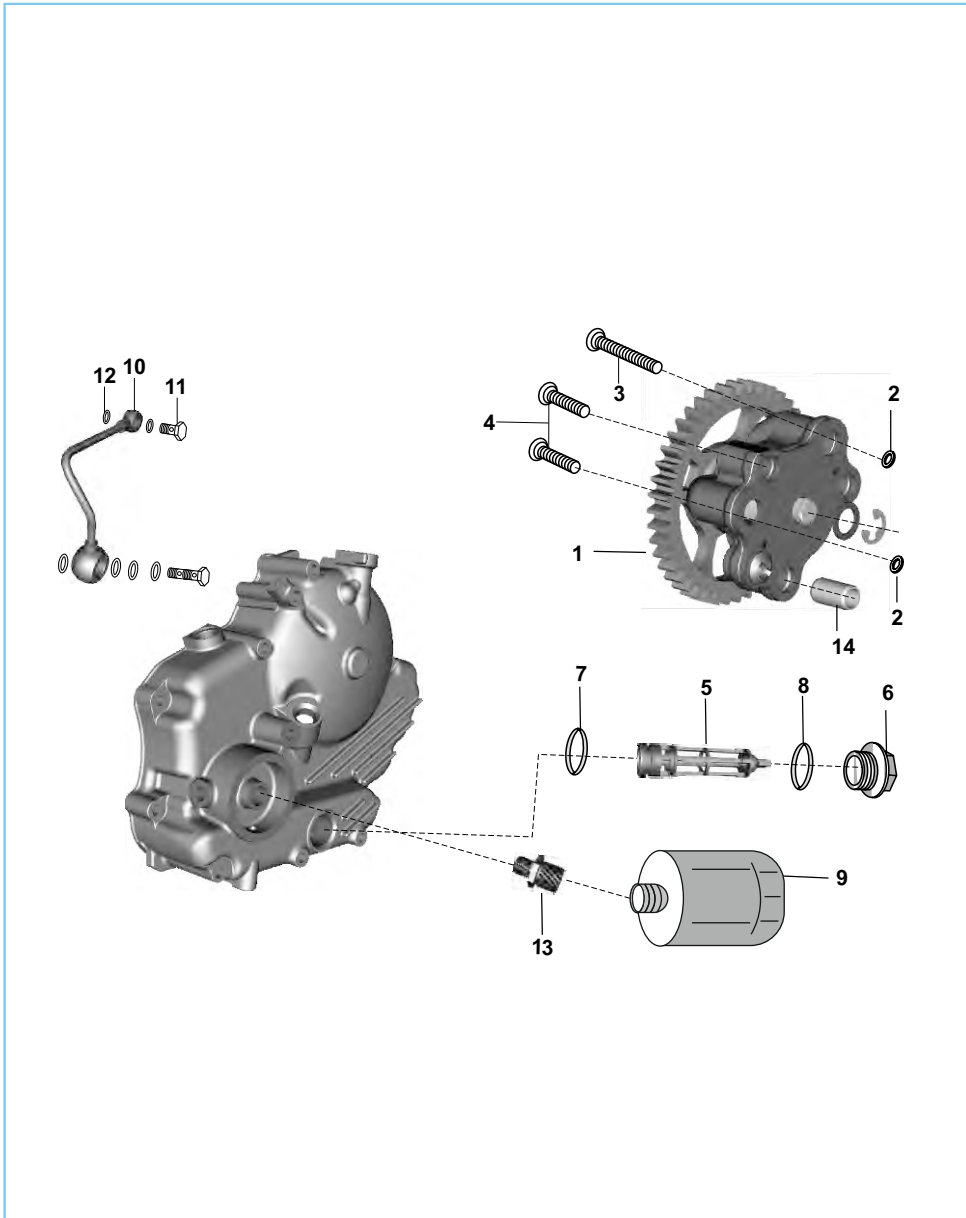
No.	Part No.	Description	Qty.	Remarks
1	AN 1013 79	1st speed gear	1	
2	AA 1017 80	2nd speed gear	1	
3	AA 1017 81	3rd speed gear	1	
4	AA 1017 82	4th speed gear	1	
5	15 1011 71	Spacer ring	1	
6	21 1007 11	Circlip	2	
7	01 1007 11	Shoulder ring No. 1	1	
7a	01 1007 12	Shoulder ring No. 2	1	
7b	01 1007 13	Shoulder ring No. 3	1	
7c	01 1007 14	Shoulder ring No. 4	1	
8	AN 1013 28	Reverse control gear	1	
9	AA 1010 55	Thrust washer	1	
10	AN 1013 39	Multiple gear shaft	1	
11	AA 1017 79	Multiple gear	1	
12	AN 1013 47	Thrust washer (M.G.Shaft)	1	

Differential Assembly



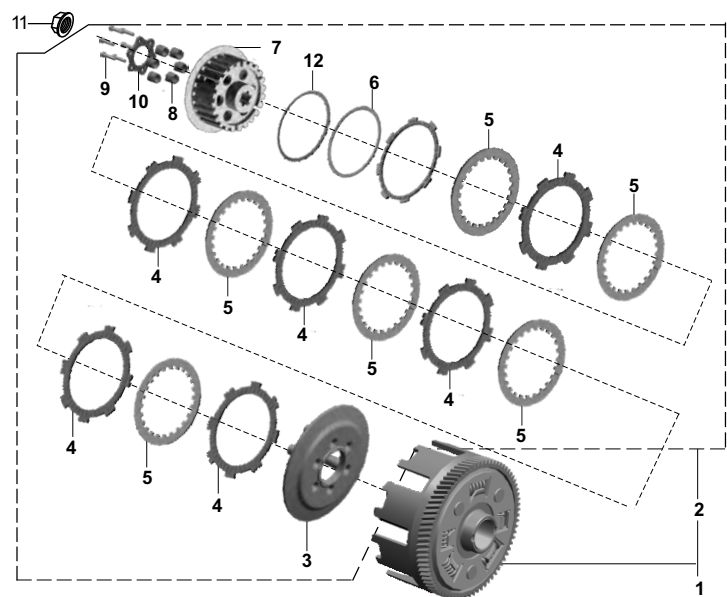
No.	Part No.	Description	Qty.	Remarks
1	AN 1013 36	Differential gear	1	
2	AA 1310 33	Satellite gear hsg. assly	1	
3	24 1301 11	Bush bevel gear housing	1	
4	22 1310 18	Satellite gear	2	
5	22 1310 14	Spacer	2	
6	24 1310 32	Bevel gear pin	1	
7	24 1301 13	Pin	1	
8	24 1310 09	Bevel gear	2	
9	LA D001 80	Bolt Flange-m8x1.25xl 23xprecoat	6	
10	AN 1013 38	Idler gear	1	
11	AA 1010 58	Thrust washer (Idler gear)	2	
12	22 1703 45	Lock plate	3	
13	AN 1013 37	Assembly differential gear	1	
14	LH D000 05	Pin Dowel-dia. 8xl 16	1	
15	DK 1013 52	O-ring Sprocket Collar(17.5*1.5)	1	

Pump Assly Oil

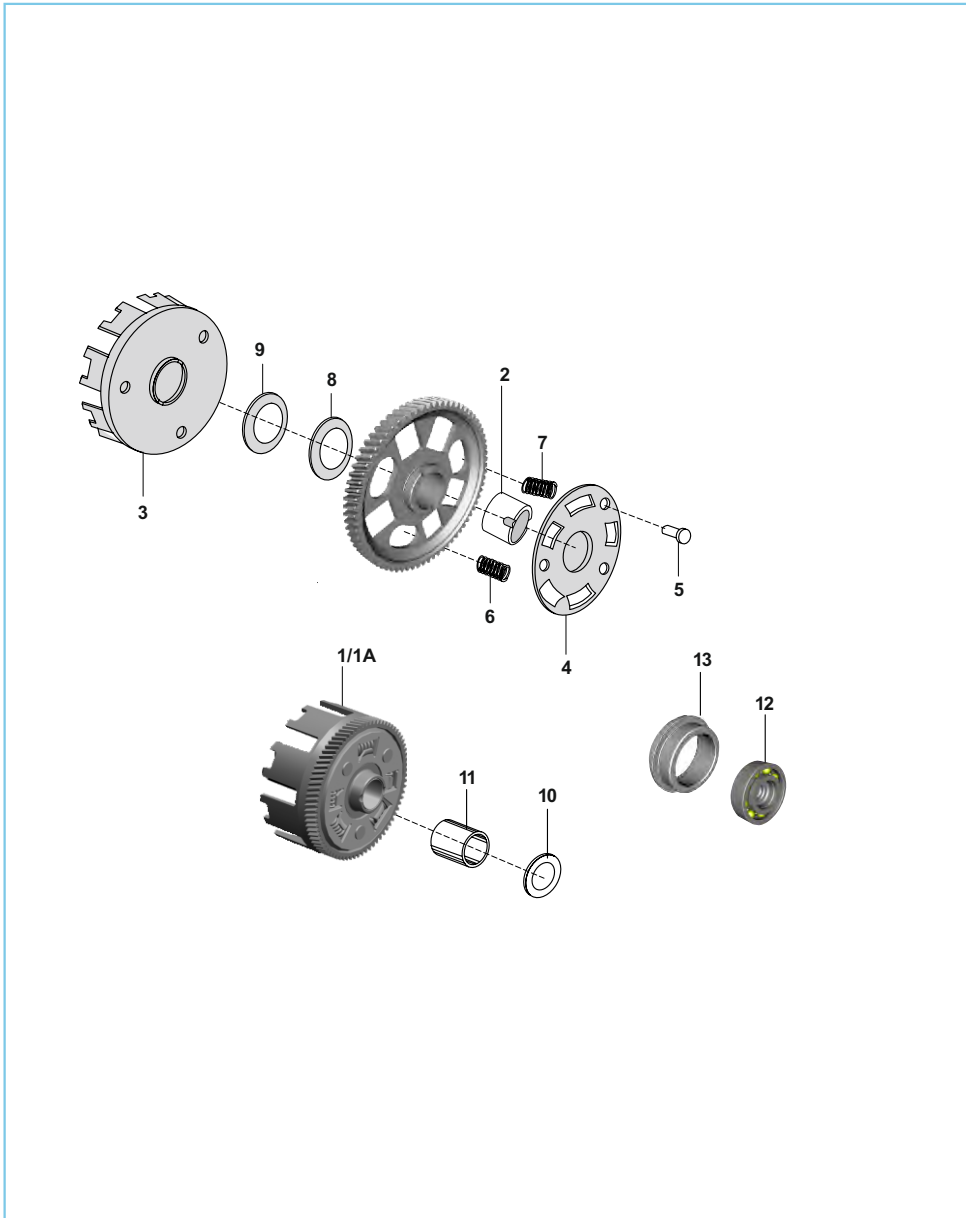


No.	Part No.	Description	Qty.	Remarks
1	AA 1210 60	Pump assly oil	1	
2	39 1013 21	'O' ring	2	
3	39 0730 01	Screw pan	1	
4	39 0748 01	Screw pan	2	
5	JA 5410 19	Mesh filter oil pump	1	
6	28 1010 22	Cap - strainer	1	
7	JA 5410 20	O-ring mesh filter oil pump	1	
8	39 1657 21	Ring - O	1	
9	AN 1011 90	Filter assembly - Oil	1	
10	AN 1012 32	Pipe Complete, Banjo	1	
11	AN 1011 88	Bolt special, clutch cover	1	
12	31 1210 06	Gasket	2	
13	EC 5410 04	Adapter oil filter	1	
14	39 0999 06	Pin Dowel-oil Pump	1	

Clutch Plate Assly



No.	Part No.	Description	Qty.	Remarks
1	AA 1015 93	Clutch comp	1	
2	AA 1014 70	Clutch plate assly	1	
3	AA 1014 71	Wheel clutch	1	
4	36 Aa40 25	Kit Friction plate	1	
5	AA 1014 72	Plate clutch	6	
6	JA 5514 22	Spring judder	1	
7	AA 1014 73	Hub clutch	1	
8	AA 1012 16	Spring clutch	6	
9	39 0980 04	Hex bolt	6	
10	AA 1014 74	Holder clutch	1	
11	39 1938 15	Flange nut	1	
12	JA 5514 21	Plate judder	1	

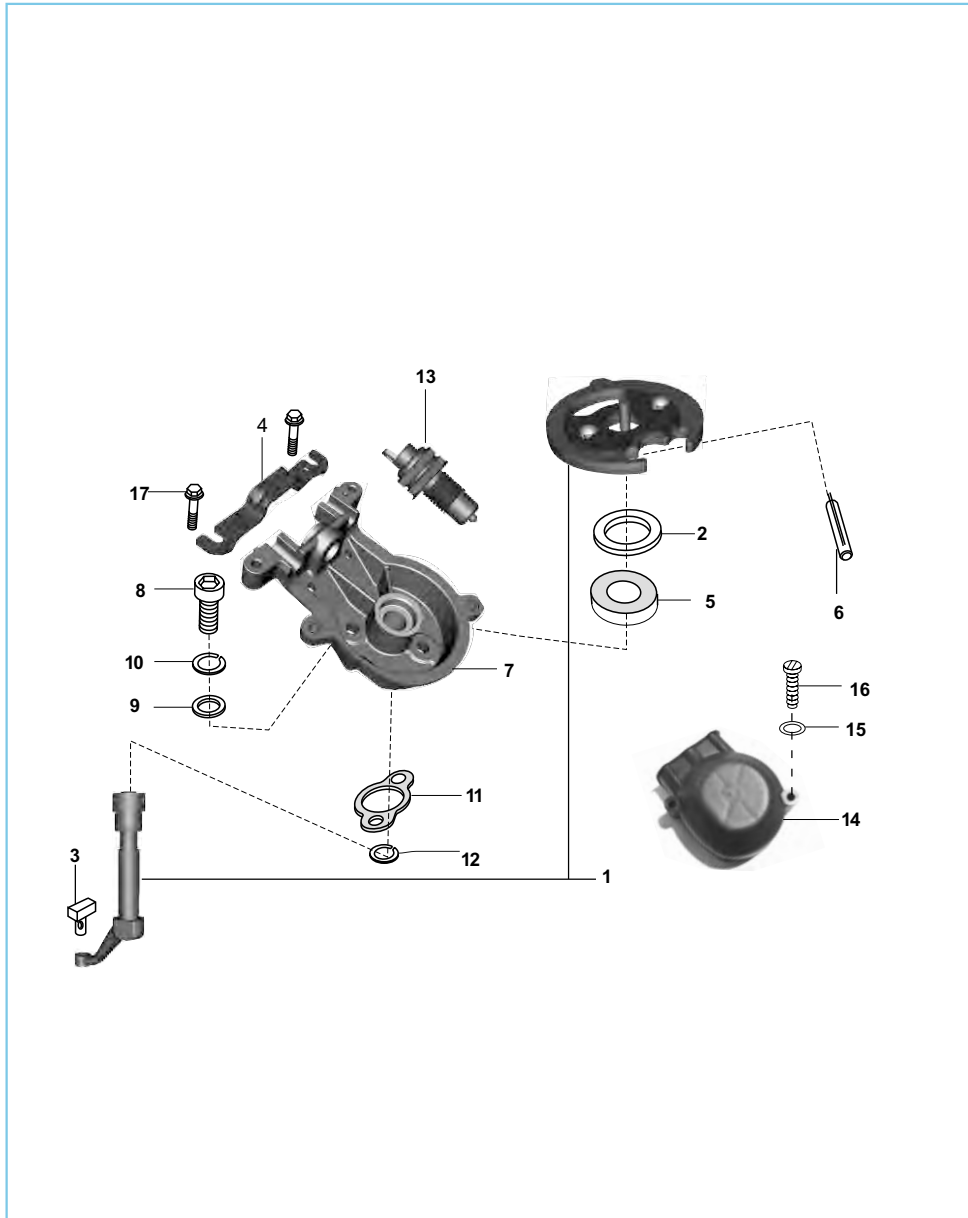


Clutch Housing Comp

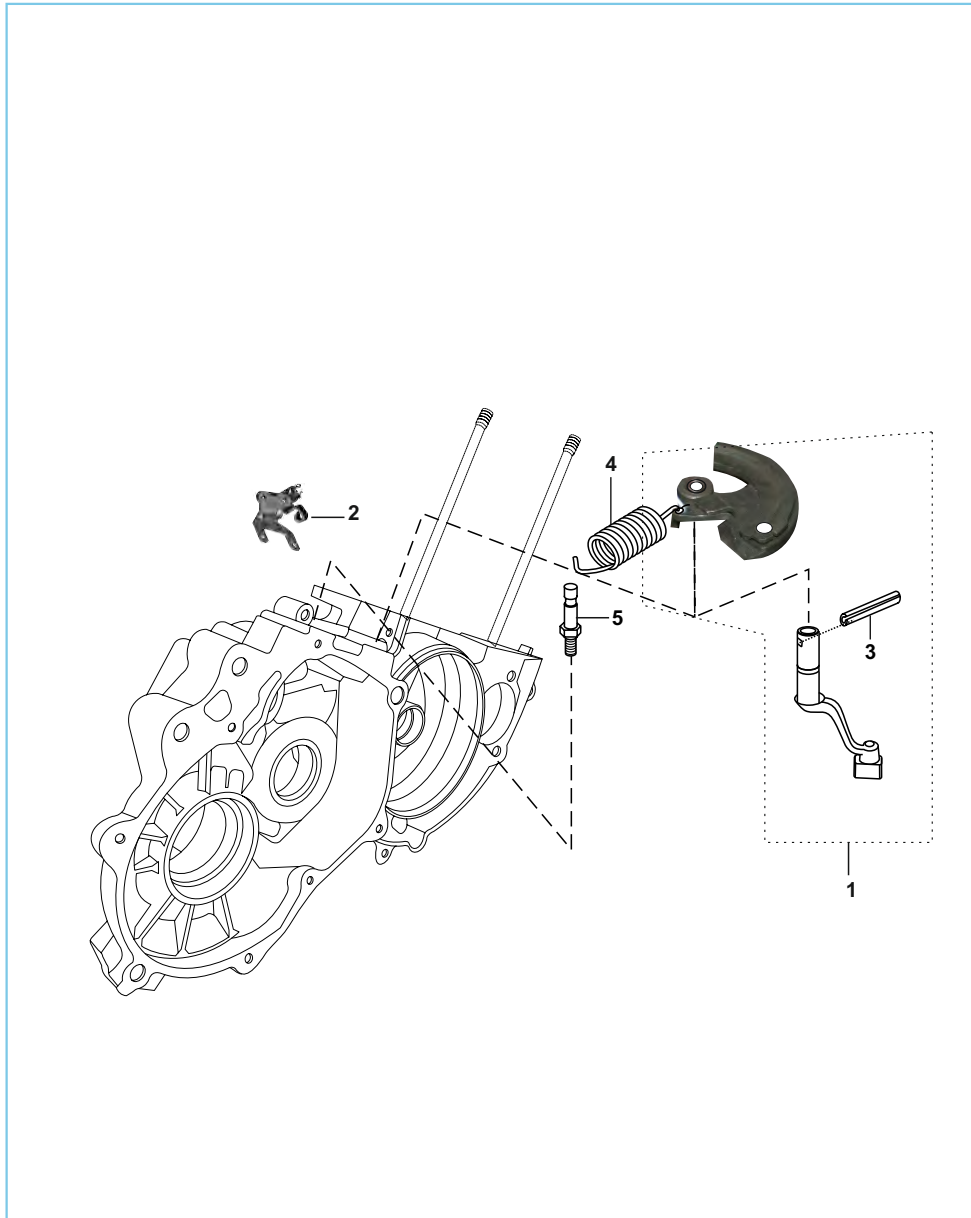
No.	Part No.	Description	Qty.	Remarks
1	AA 1015 92	Clutch housing Assly	1	
2	AA 1010 09	Bush gear primary	1	
3	AA 1012 07	Housing clutch	1	
4	AA 1011 42	Holder	1	
5	39 1033 09	Rivet	3	
6	AA 1014 00	Spring damper	3	
7	AA 1014 01	Spring damper	2	
8	31 1011 41	Spring (Beleville washer)	1	
9	39 1057 11	Plain washer	1	
10	39 2008 11	Plain washer	1	
11	AA 1012 13	Collar	1	
12	DH 1017 95	Clutch lifter bearing	1	
13	AN 1013 61	Plate holder	1	



Gear Shifter Assy.

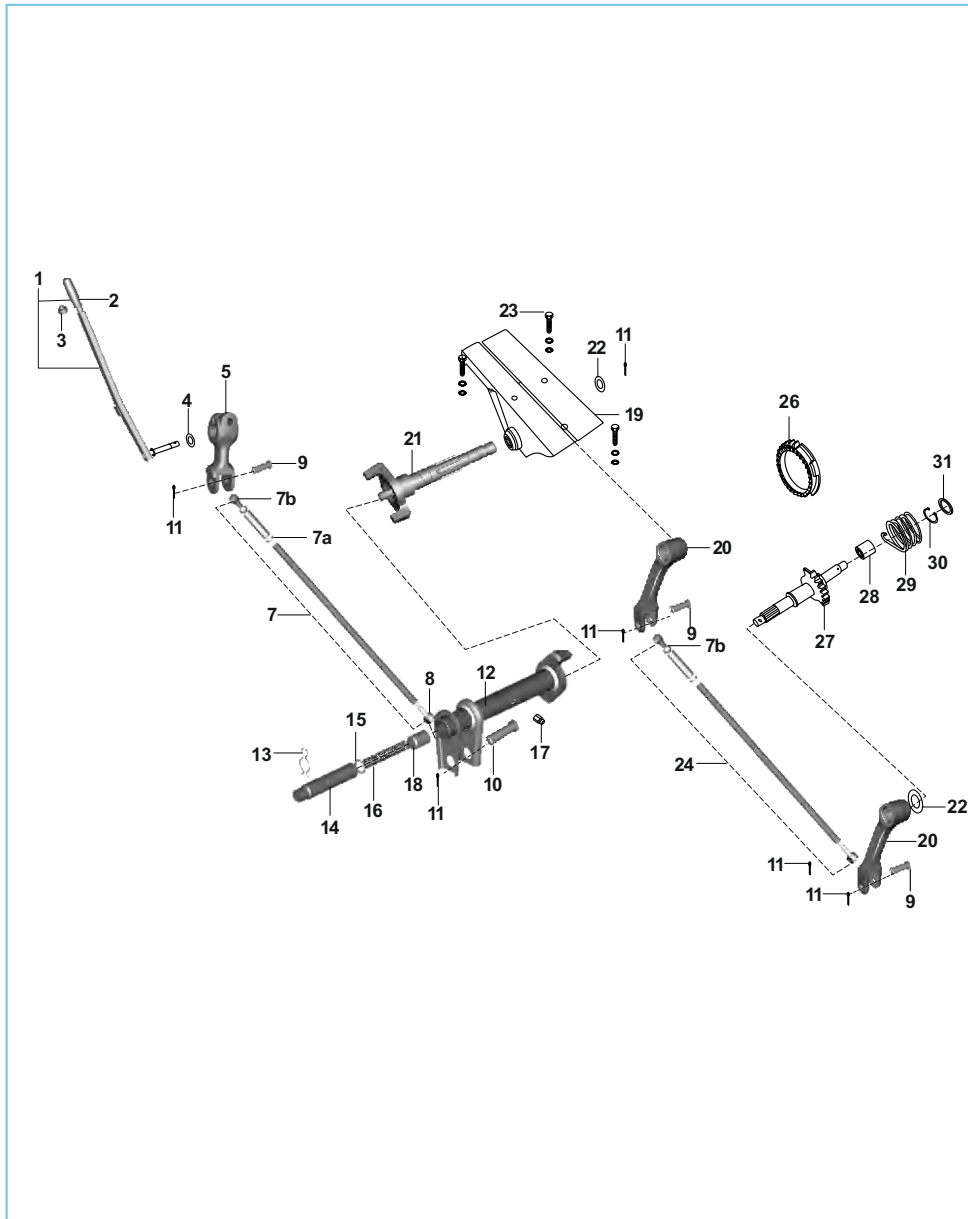


No.	Part No.	Description	Qty.	Remarks
1	AA 1017 36	Sector with lever	1	
2	39 0550 11	Plain washer*	1	
3	BA 1321 41	Slider block	1	
4	AA 1016 65	bracket fix end cable guide	1	
5	39 1046 19	Seal oil	1	
6	39 0426 06	Spring type straight pin	1	
7	AA 1018 19	Flange ( Gear shifter )	1	
8	39 1197 04	Bolt socket	2	
9	39 0198 11	Plain washer	2	
10	39 1826 12	Spring washer	2	
11	AA 1010 84	Gasket sector flange	1	
12	39 0804 11	Plain washer	2	
13	AP 1110 23	Switch neutral	1	
14	AA 1018 21	Cover (Gear shifter)	1	
15	39 0197 11	Plain washer	2	
16	LB U000 15	Screw pan cross	2	
17	39 2060 04	Bolt flanged cable guide	2	



Sector Complete - Revere Gear

No.	Part No.	Description	Qty.	Remarks
1	AA 1020 18	Assly sector comp rev control	1	
2	AA 1020 31	Bracket -cable reverse control	1	
3	39 0426 06	Spring type straight pin	1	
4	AN 1310 22	Tension spring	1	
5	AA 1012 12	Pin for tension spring	1	



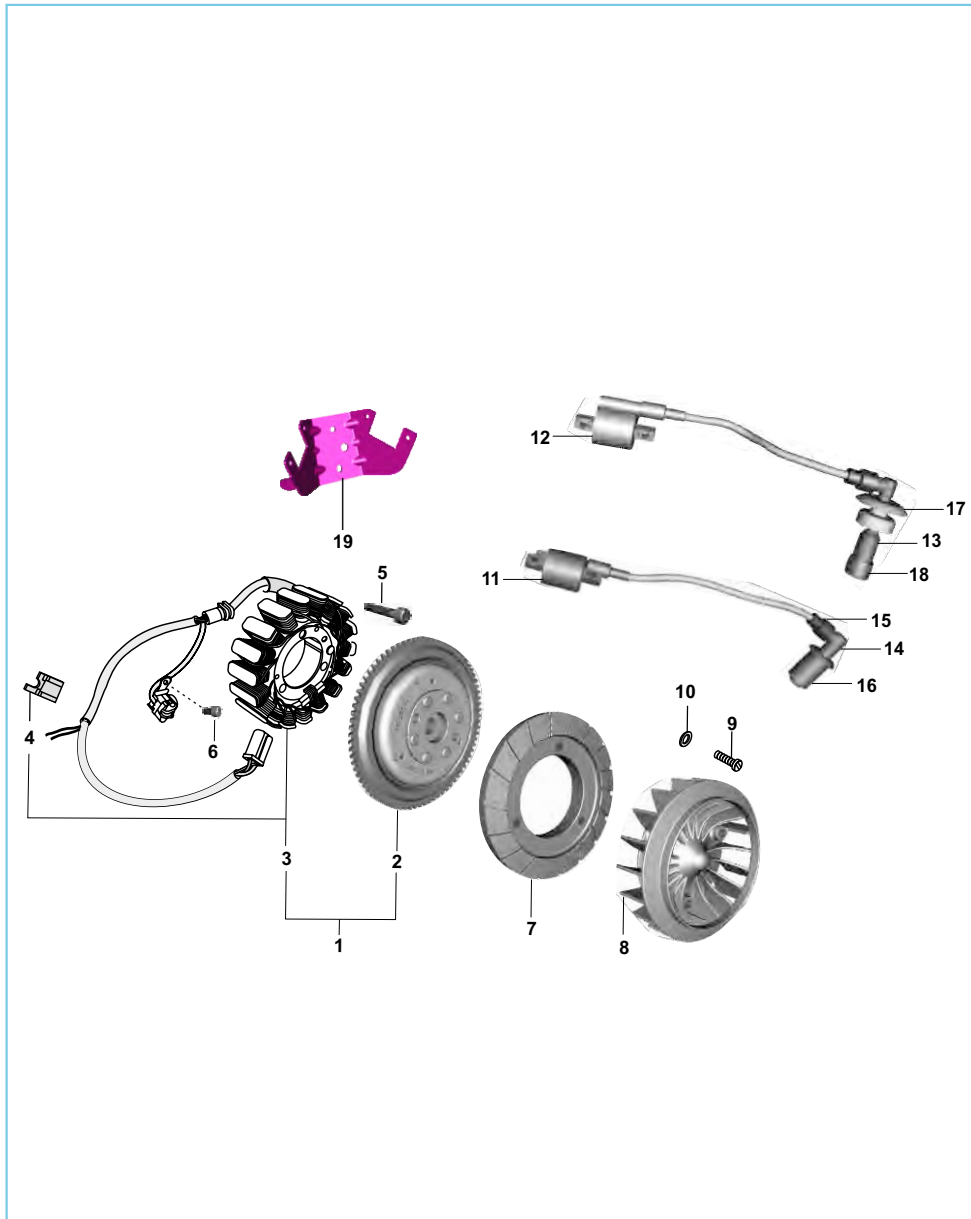
### Sector Gear Assly

No.	Part No.	Description	Qty.	Remarks
1	AZ 6210 19	Starting handle with grip	1	
2	22 1011 15	Starting handle grip	1	
3	DG 1611 24	Damper	1	
4	24 1014 14	Washer	1	
5	AA 1013 29	Lever driver side	1	
6	39 1389 04	Bolt M8	1	
7	AZ 6210 11	Tube connecting-1 assy	1	
7a	24 1016 16	Connector - Tube Conn. Assy.	1	
7b	24 1014 17	Bolt Eye - Rh Thread	2	
8	24 1017 20	Bush for eye pin	2	
9	24 1014 22	Pin	3	
10	24 1014 21	Pin	1	
11	39 0799 08	Pin cotter	5	
12	AZ 6210 16	Tube starting assy.-hand start	1	
13	21 1014 29	Spring clip	1	
14	AA 1012 77	Pin support - hand start	1	
15	03 1801 16	Ring O	1	
16	21 1014 27	Spring	1	
17	23 1613 05	Grease nipple	1	
18	22 1014 23	Plug	1	
19	AA 1012 97	Assly supp.comp -hand start	1	
20	AZ 6212 02	Lever starter	2	
21	AA 1012 89	Spindle assy - hand start	1	
22	39 0240 11	Washer plain	2	
23	39 1556 04	Hex hd bolt/flange-m8	3	
24	AA 1013 47	Tube conctg ii assy	1	
25	24 1017 20	Bush - nylon for eye bolt	4	
26	AA 1011 22	Starter gear	1	
27	AA 1012 86	Sector gear assly	1	
28	AA 1012 15	Guide spring	1	
29	AA 1012 09	Torsional spring	1	
30	30 1010 53	Circlip	1	
31	AZ 6210 22	Support asy with spindle & lever	1	



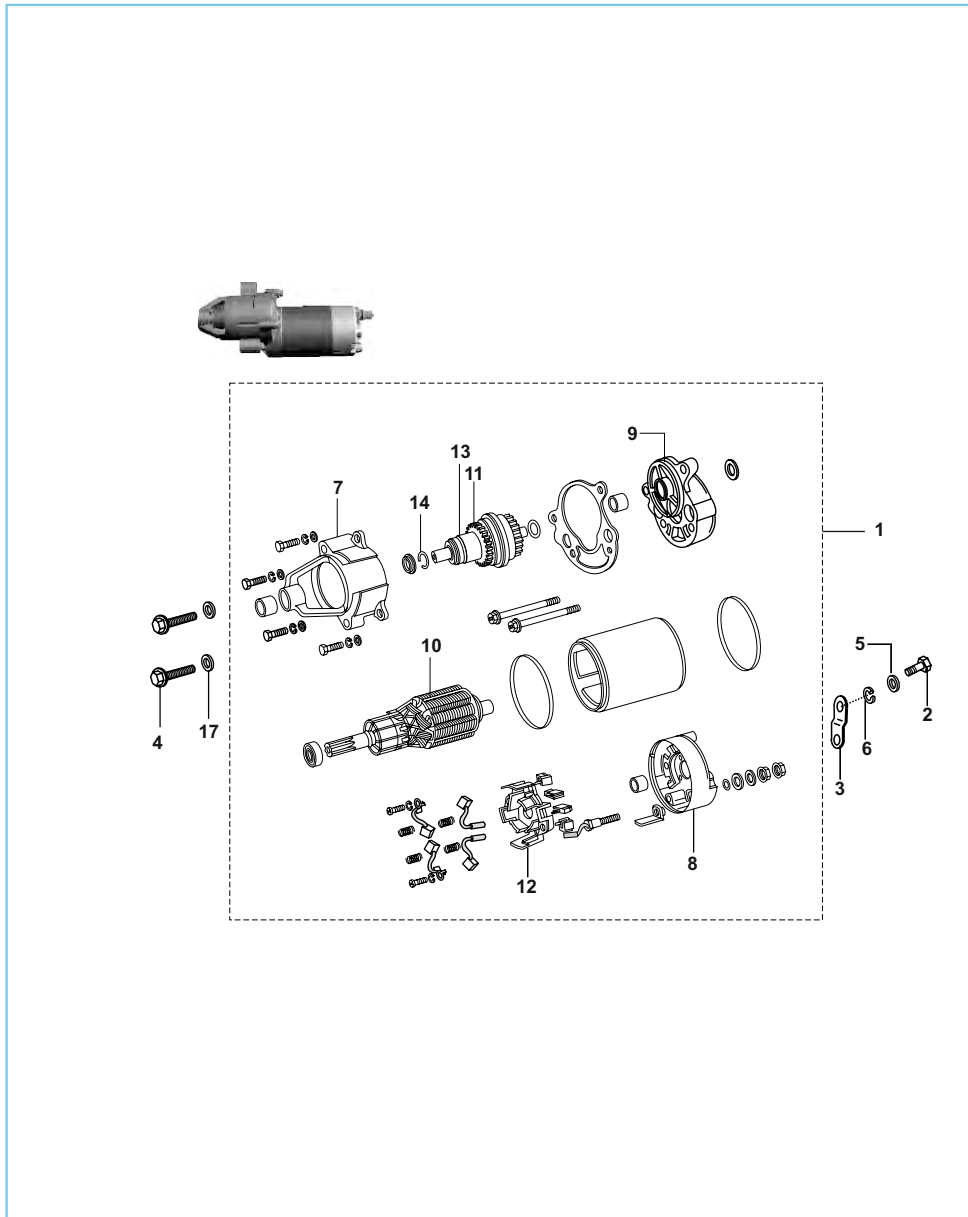
Cowling

No.	Part No.	Description	Qty.	Remarks
1	AN 1011 62	Cowling Intake Side	1	
2	AA 1020 75	Assembly Hot Air Deflector	1	
3	AN 1012 03	Internal cowling comp	1	
4	AA 1019 70	Fan Cover with Heat Shield	1	
5	39 1673 04	Flange Bolt -m6	10	
6	39 1065 04	Bolt - flanged :- small	3	
7	39 0732 12	Washer - spring	3	
8	39 0198 11	Washer plain	3	
9	GF 1011 39	Grommet	1	
10	39 1074 04	Bolt - flanged :- small	1	
11	AA 1018 69	Pad- Sealing(Right)(Fan cover)	1	
12	AA 1018 85	Pad Sealing (left) (Fan cover)	1	
13	AA 1018 70	Pad Sealing 1 Cowling Intake	1	
14	AA 1018 71	Pad Sealing 2 Cowling Intake	1	



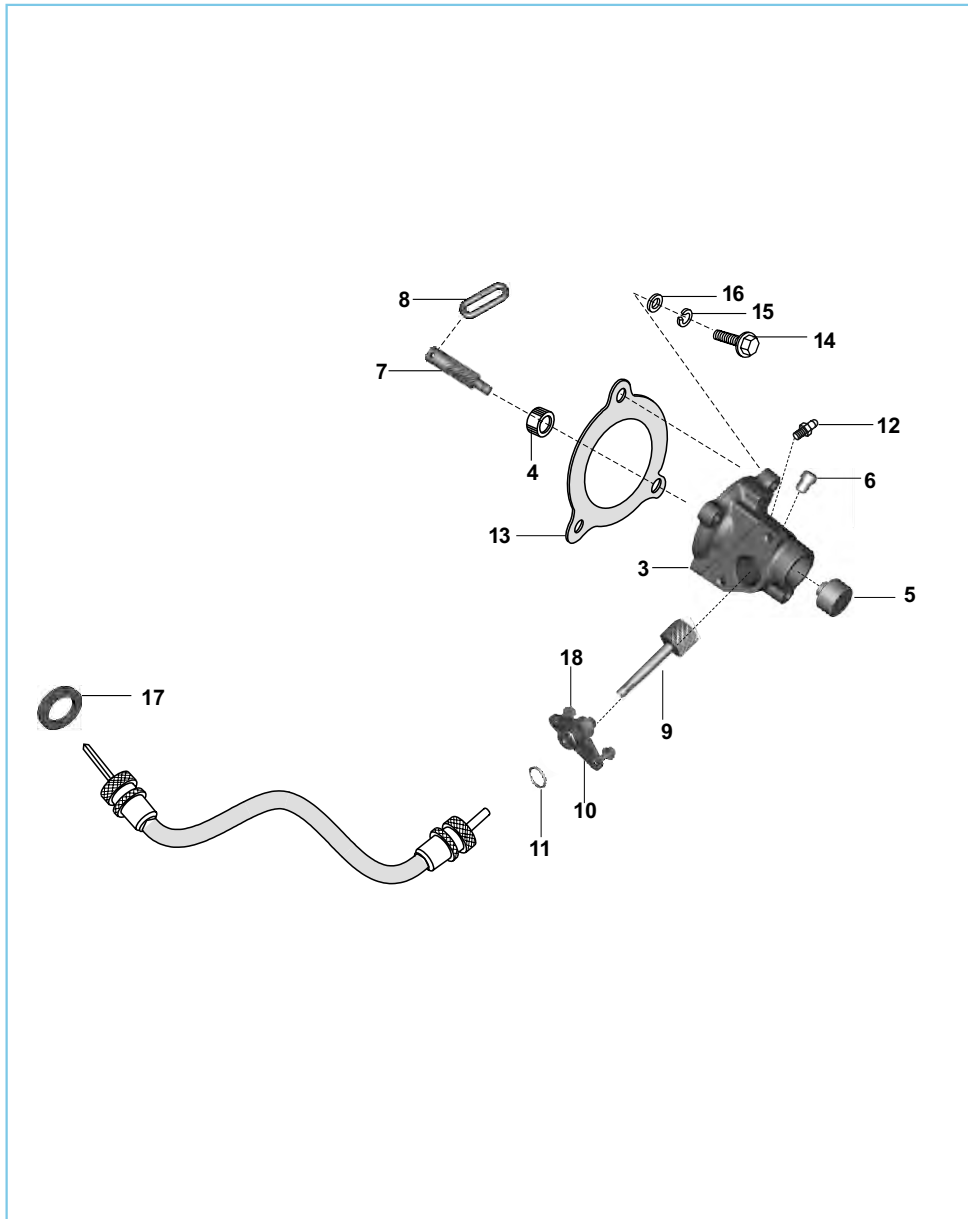
Magneto Assembly ,H.T. Coil

No.	Part No.	Description	Qty.	Remarks
1	AA 1111 91	Magneto Assembly-205fl	1	
2	AA 1111 92	Rotor assly	1	
3	AA 1111 94	Stator assly	1	
5	AP 1012 10	Bolt socket	3	
6	LA C000 25	Bolt-flanged-small	2	
7	AU 6014 00	Fan base	1	
8	AN 1011 57	Fan	1	
9	LA E000 23	Bolt Flange small	3	
10	39 0732 12	WASHER SPRING	3	
11	AU 3512 02	H. T. Coil with cable - LH	1	
12	AU 3512 04	H. T. Coil with cable - RH	1	
13	AF 1110 32	Spark plug cap rh	1	
14	AF 1110 31	Spark plug cap lh	1	
15	AF 1110 33	Grommet For H. T. Cable	2	
16	AF 1110 34	Grommet Spark plug cap lh	1	
17	AF 1110 35	Rubber sleeve spark plug cap rh	1	
18	AA 1111 48	Grommet Spark plug cap rh	1	
19	AU 3512 05	Bracket HT coil Mtg	1	



Starter Motor Assly

No.	Part No.	Description	Qty.	Remarks
1	AF 1110 21	Starter motor	1	
2	39 1940 04	Flange bolt	1	
3	AA 1110 67	Support bracket assly.	1	
4	KA Cc08 35	Hex flange bolt	2	
5	39 1211 11	Plain washer	2	
6	39 1826 12	Spring washer	1	
7	AA 1110 93	Drive end bracket	1	
8	AA 1110 79	Rear end cover	1	
9	AA 1110 81	Intermediate bracket Assly	1	
10	AA 1110 82	Armature assly.	1	
11	AA 1110 94	Gear shaft assly(exend casting)	1	
11	AA 1110 95	Gear shaft unit(exend casting)	1	
12	AA 1110 85	Brush box assly.	1	
13	AA 1110 86	Spring pinion return	1	
14	AA 1110 87	Circlip -drive assembly	1	
15	AA 1110 80	Bracket end cover	1	
16	AA 1110 49	Grommet for SM bracket.	1	
17	39 0200 11	Plain washer	2	

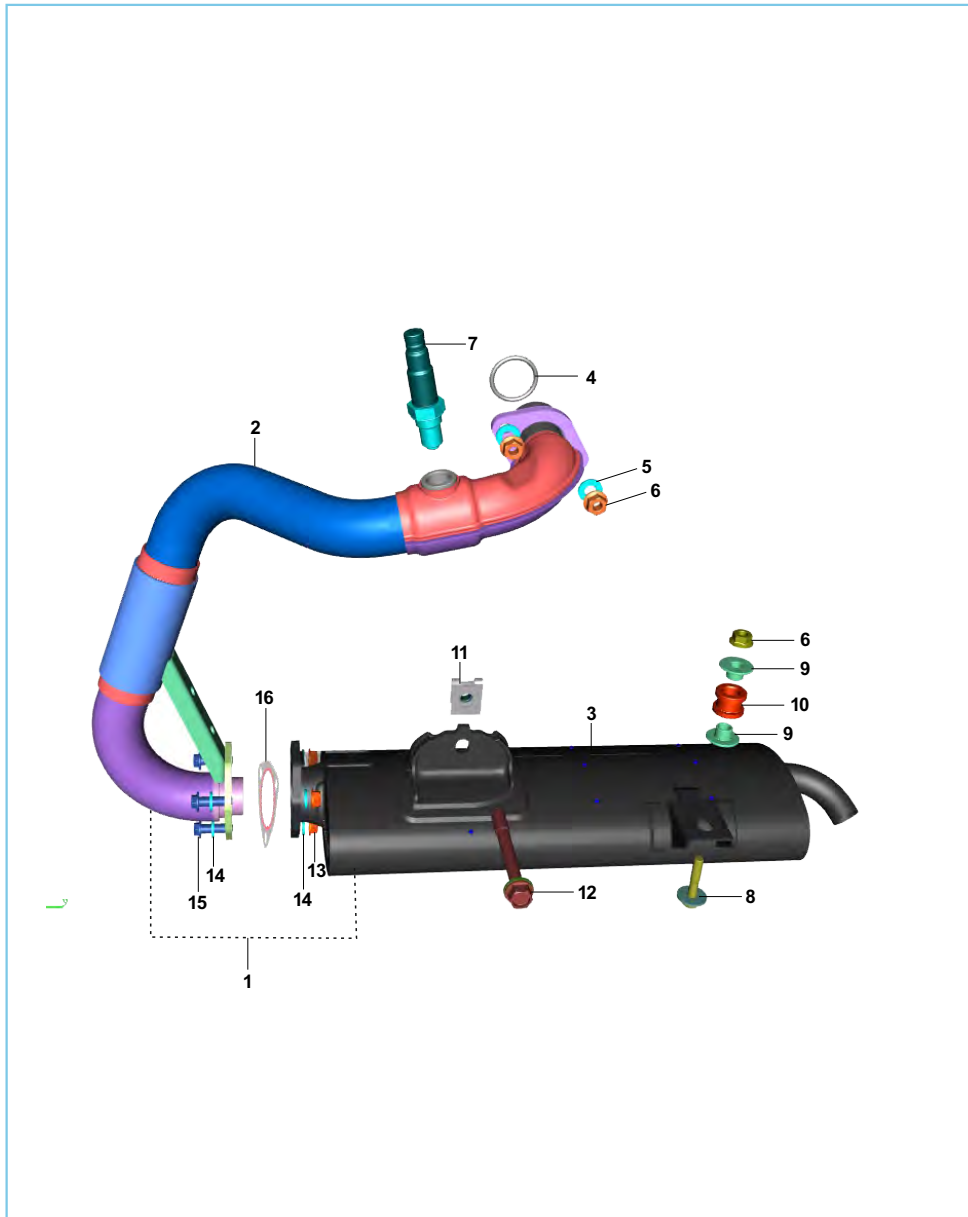


### Fare Meter Drive Unit

No.	Part No.	Description	Qty.	Remarks
1	AA 1017 43	Assembly faremeter complete	1	N.I.
2	AA 1610 89	Bracket faremeter- coupler	1	N.I.
3	AA 1017 45	Fare meter housing assly	1	Incl. item 3, 4 & 5
4	24 1310 07	Bush	1	
5	24 1310 08	Plug	1	
6	03 1701 09	Pin	1	
7	AA 1017 50	Faremeter pinion	1	
8	24 1310 03	Wire	1	
9	24 1302 09	Faremeter gear	1	
10	AA 1017 42	Bush	1	
11	39 1587 21	O ring ( speedo adaptor )	1	
12	23 1613 05	Grease nipple	1	
13	AA 1310 04	Gasket	1	
14	59 0400 29	Bolt	3	
15	39 1830 12	Washer - Spring	3	
16	39 0197 11	Washer - Plain	3	
17	AA 1017 47	Seal rubber-faremeter cable	1	
18	KA DA05 12	Bolt Flanged	3	



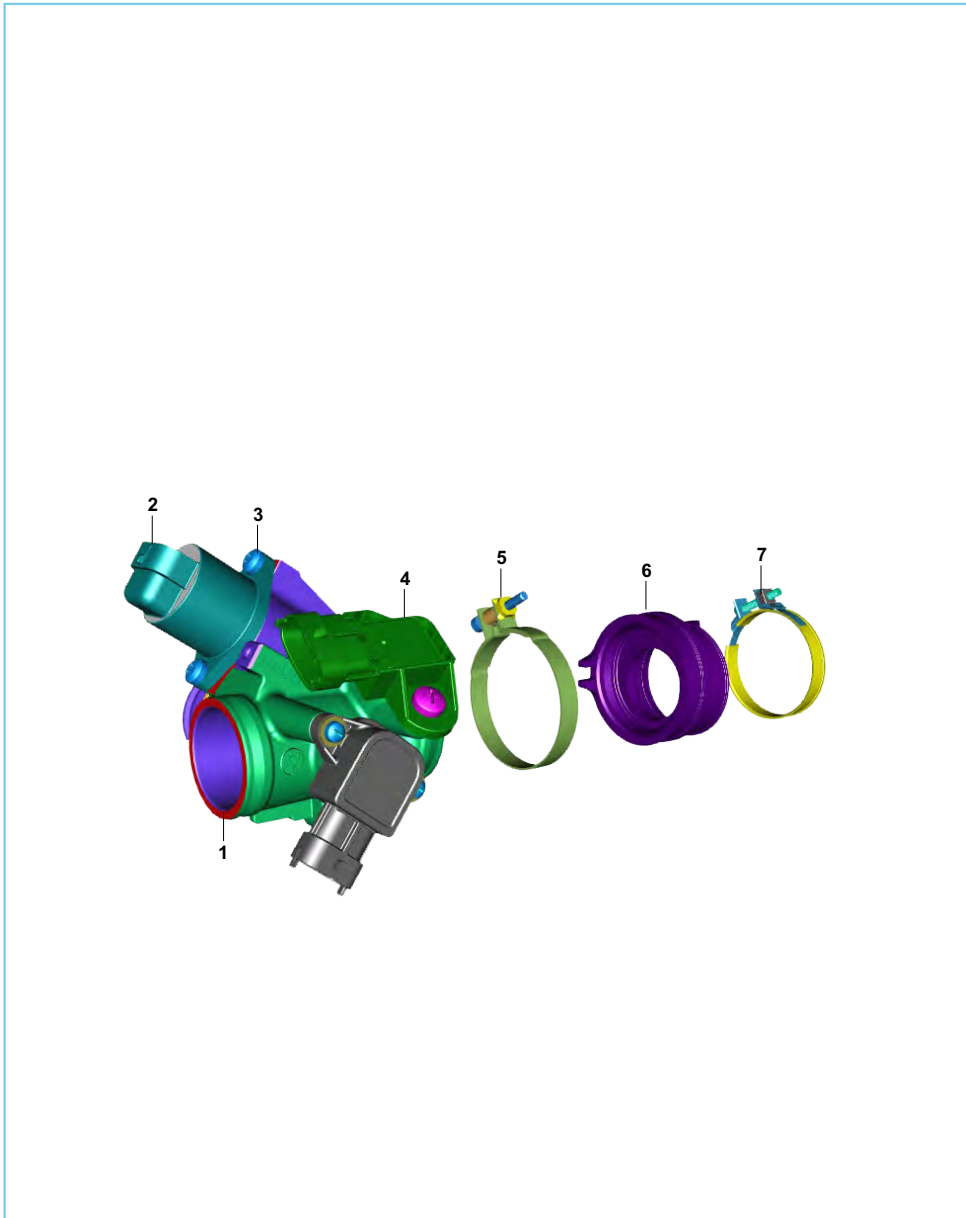




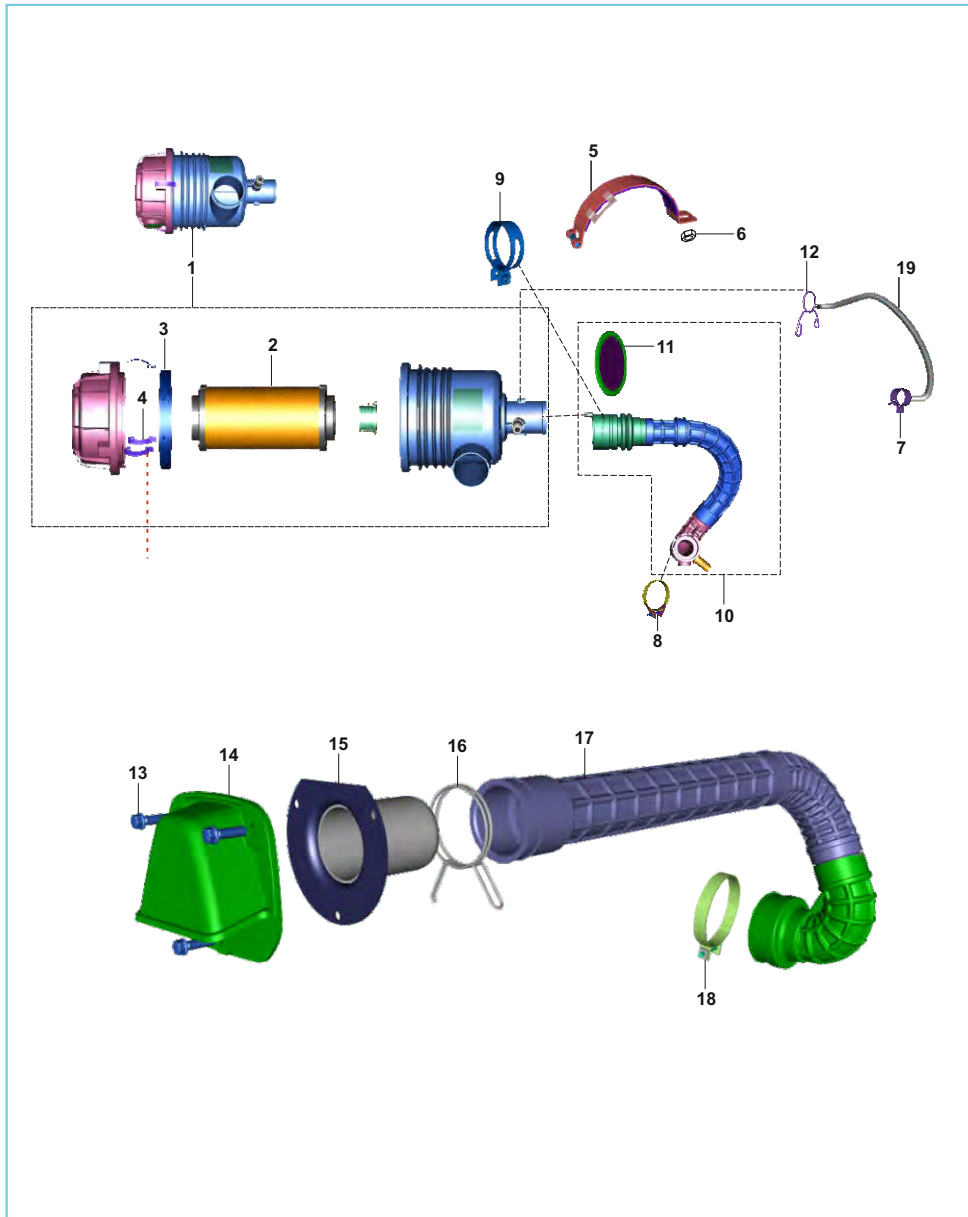
### Silencer Assembly

No.	Part No.	Description	Qty.	Remarks
1	AU 5910 01	Silencer Assembly Complete-fi	1	
2	AU 5910 02	Assembly Exhaust Tube-fi	1	
3	AU 5910 09	Muffler Assembly Complete	1	
4	JE 5910 02	Gasket Exhaust	1	
5	39 1180 11	Washer	2	
6	KC GD08 08	Nut Hex Flanged	3	
7	JG 5110 10	O2 Sensor	1	
8	LA G000 08	Bolt Wp-m8x1.25xl 40xcl 8.8xbrt	1	
9	AA 1021 10	Sleeve	1	
10	JG 5911 00	Damper Silencer Mounting Lower	2	
11	AA 1021 14	Clip Nut	1	
12	LA D000 68	Bolt Flanged-m10x1.25xl88xcl10.9	1	
13	39 2295 15	Nut Flanged- Ex.tube-cyl Head	3	
14	LD A000 28	Washer Plain-id 8.5xod 16xthk 2	6	
15	LA E000 45	Bolt Flang-m8x1.25xl27xcl10.9xbr	3	
16	AA 1021 24	Gasket Silencer	1	

Throttle Body




No.	Part No.	Description	Qty.	Remarks
1	BF 6112 29	Assembly Throttle Body	1	
2	JG 6112 06	Motor Stepper (iacv)	1	
3	JG 5814 24	Fixing Screw	2	
4	JG 3518 05	Sensor Tmap	1	
5	JU 5810 06	Clamp Connecting Tube	1	
6	BF 5814 19	Sleeve Manifold	1	
7	AA 1210 45	Clamp Duct Carburettor	1	



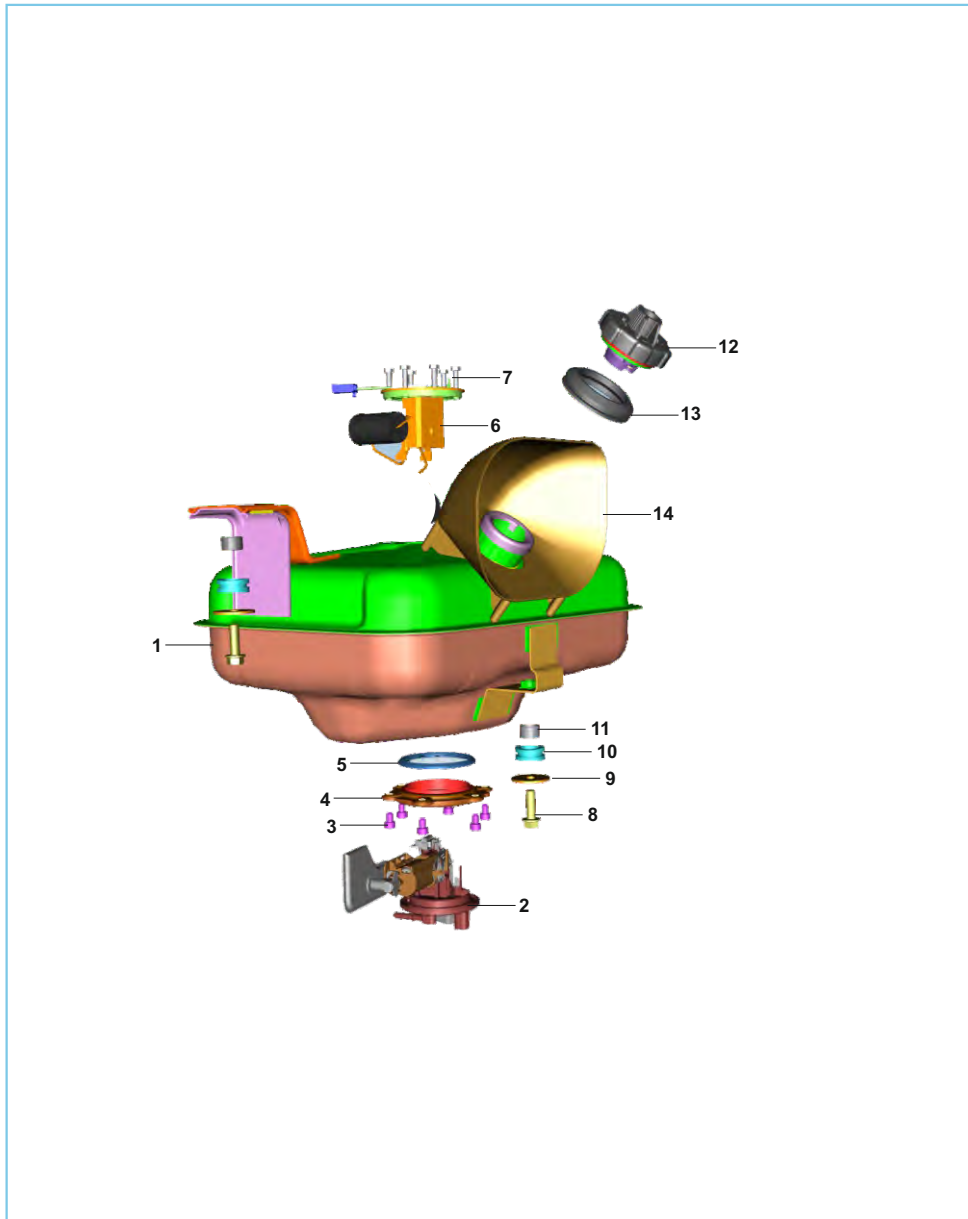
### Air Filter Complete

No.	Part No.	Description	Qty.	Remarks
1	AA 1213 05	Filter Assembly-air	1	
2	AL 1210 62	Element Air Filter	1	
3	AL 1210 68	Seal Ring Flat	1	
4	AL 1210 69	Clip Air Filter	3	
5	AA 2311 42	Clamp Air Filter	1	
6	39 2295 15	Nut - Flange :- M8	1	
7	24 1214 76	Spring Clamp Dia 16.8	1	
8	JF 5812 09	Clamp	1	
9	BA 1220 62	Pipe - Band	1	
10	AF 1215 47	Assembly Duct Integral - Fi	1	
11	AZ 5810 09	Arrester Back Fire	1	
12	24 1214 77	Clamp Sai Tubes	2	
13	KA ED05 16	Bolt-flanged-small	3	
14	24 1020 23	Grill Air Intake	1	
15	BA 1030 35	Assembly Cup Air Suction	1	
16	24 1217 49	Clamp	1	
17	AA 1212 85	Assembly Hose Integral Comp	1	
18	31 1210 41	Clamp Id64x10.5	1	
19	AF 1010 35	Tube Breather	1	



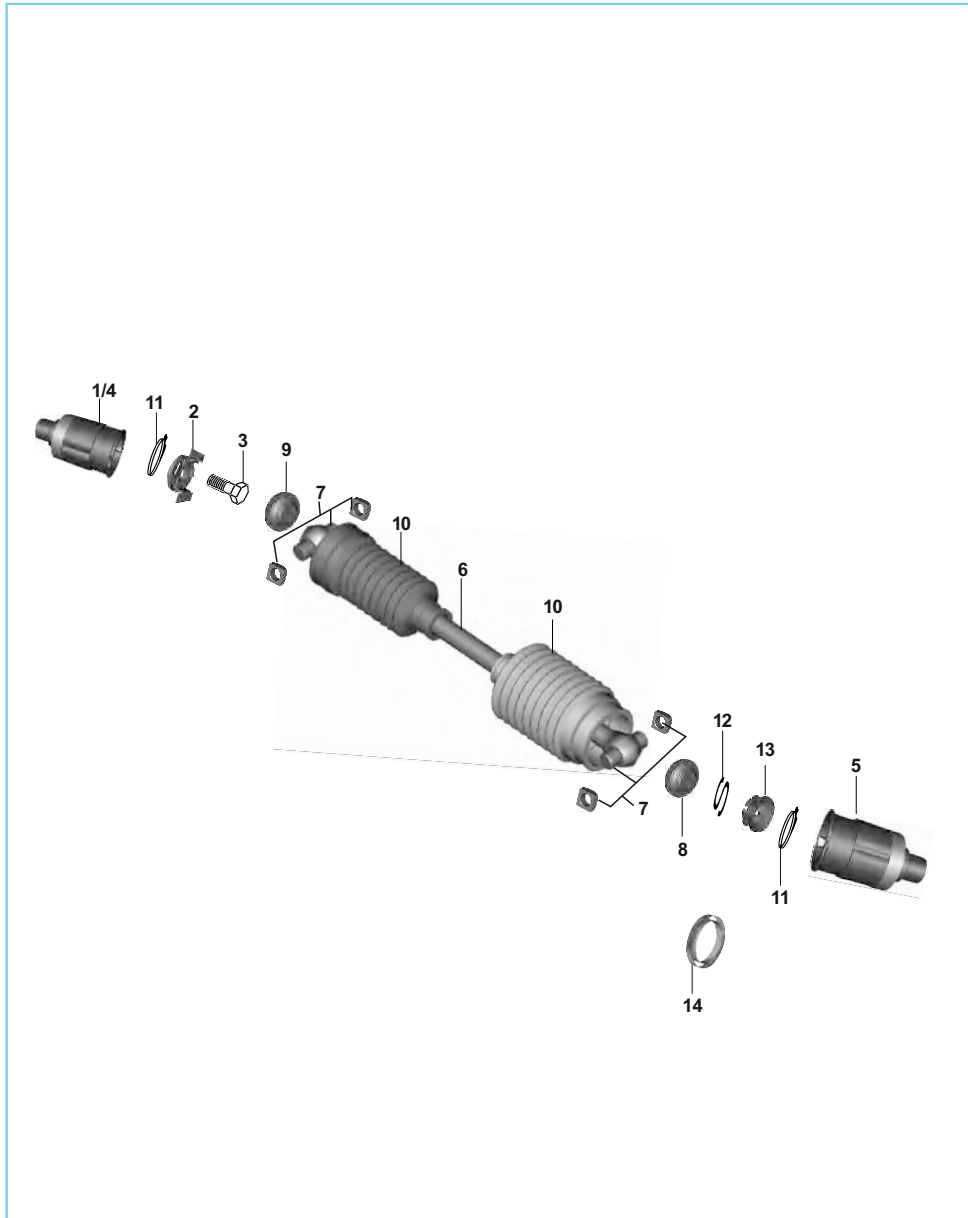
Oil Cooler

No.	Part No.	Description	Qty.	Remarks
1	AN 1212 05	Cooler -oil	1	
2	AN 1212 07	Guard -oil cooler	1	
3	DG 1410 19	Damper	2	
4	30 2110 05	Collar	2	
5	AN 1212 06	Bracket oil cooler mtg.	1	
6	39 1553 04	Bolt flanged M6x1x14	2	
7	39 1673 04	Bolt - flange :- M6	1	
8	39 1553 04	Bolt - flange :- M6	1	
9	39 0219 11	Washer plain	1	
10	39 1672 04	Bolt - Flange :- M6 X 16	1	
11	39 1630 15	Nut - hexagon with flange	1	
12	AN 1013 08	Pipe oil hot	1	
13	AN 1013 07	Pipe oil cool	1	
14	DK 1013 40	'O' Ring (oil cooler pipe)	2	
15	39 1672 04	Bolt - flange :- M6 X 16	4	
16	AN 1014 23	bracket for oil cooler fl	1	
17	KA Ea06 12	Bolt-flanged-small	3	
18	DK 1012 77	Bracket upper (oil Cooler Pipe)	2	
19	DK 1012 78	Bracket lower (oil Cooler Pipe)	2	
20	LA E000 19	Bolt flanged M5x0.8px8l	2	
21	AN 1013 34	Bracket support-oil tube	1	
22	39 1672 04	Bolt - Flange :- M6 X 16	1	
23	AA 1018 26	Connector oil supply	1	
24	AN 1011 75	Connector oil supply	1	
25	DK 1012 37	Washer copper	6	
26	AN 1011 13	Nut -domed Cap	1	



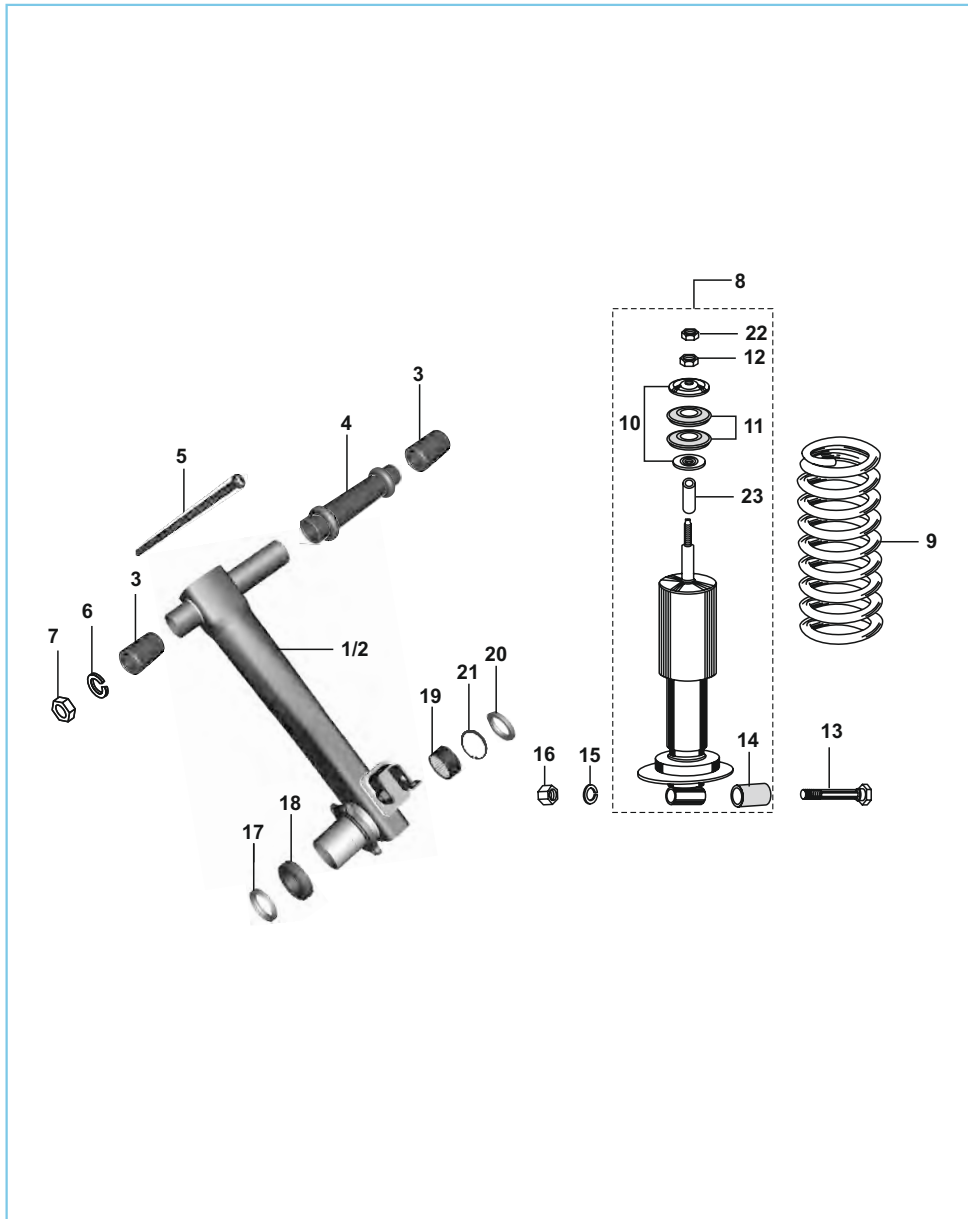
Petrol Tank & Petrol Cock Assly

No.	Part No.	Description	Qty.	Remarks
1	AA 1411 44	Tank Assembly Welded-fuel	1	
2	AA 2013 75	Pump-fuel Module-fi	1	
3	LA C001 02	Bolt Socket-m6x1xl 8xcl 8.8xgrn	6	
4	JH 1718 04	Plate Pressure	1	
5	JH 1718 03	Gasket Fuel Pump Mtg	1	
6	AA 2013 83	Tank Unit-fi	1	
7	KA AA05 18	Bolt Hexagon Head	6	
8	KA DD08 25	Bolt Flanged	2	
9	39 2581 11	Washer Plain	2	
10	AA 1411 54	Grommet Fuel Tank Mouting	2	
11	AA 1411 53	Spacer Fuel Tank Mouting	2	
12	AA 1411 15	Assembly Fuel Cap With Handle	2	
13	AA 1410 80	Grommet For Baffle Fuel Spillage	1	
14	AA 1410 79	Baffle Fuel Spillage	1	



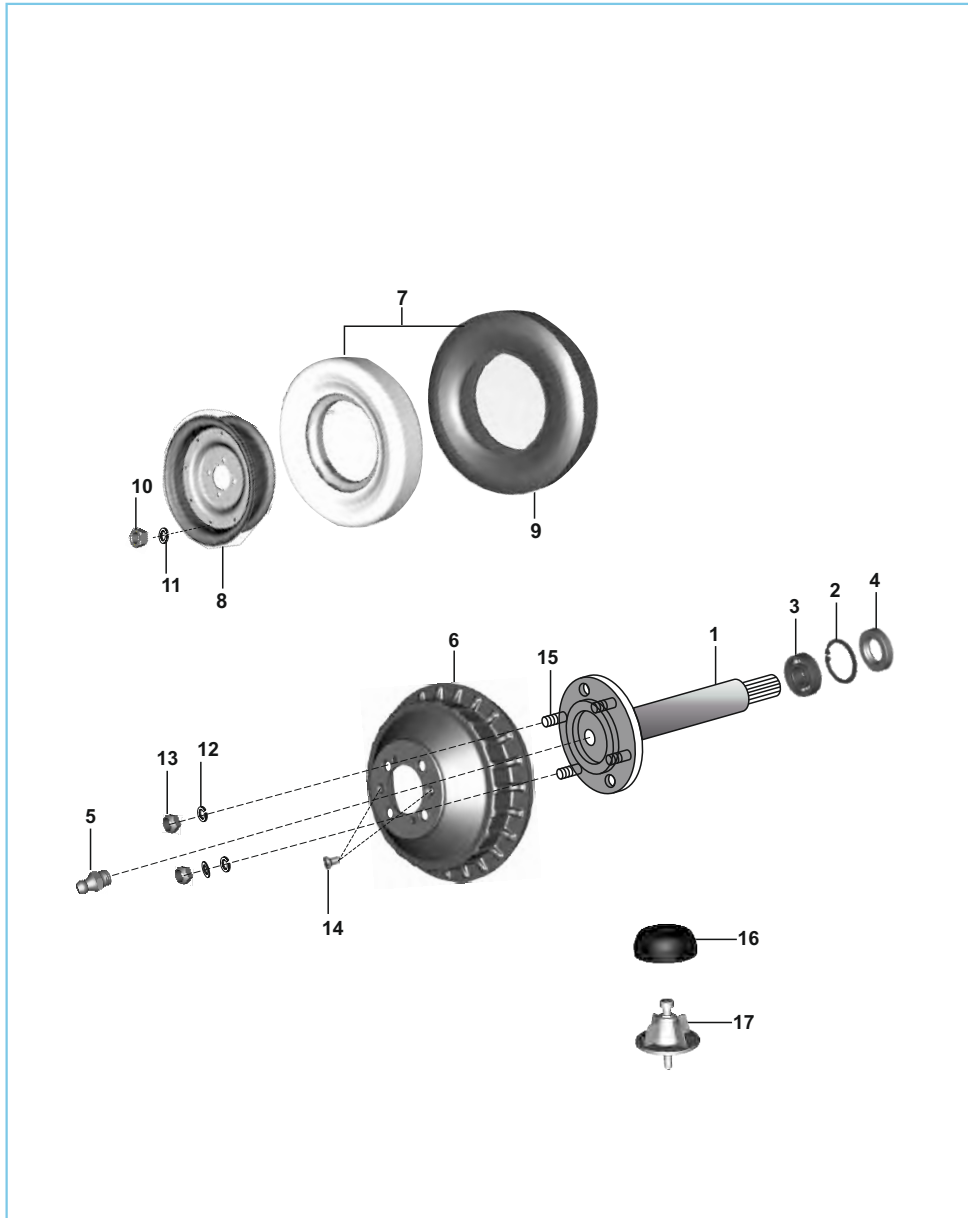
Propeller Shaft / Flanges

No.	Part No.	Description	Qty.	Remarks
1	AA 1017 21	Flange assly( Satellite gear )	1	
2	24 1710 14	Lock washer assembly	2	
3	39 0119 04	Bolt	2	
4	AA 1017 22	Flange assly (diff. gear side)	1	
5	AY 1412 02	Flange (wheel side)	2	
6	24 1020 03	Shaft propeller with pins	2	
7	BA 1330 64	Slider Block	8	
8	BA 1330 62	Rubber Buffer-sbo 60 Oz	2	
9	BG 1412 53	Rubber buffer diff. side	2	
10	BA 1330 58	Rubber bellow - wheel side/ Eng Side	4	
11	BB 1310 24	Clamp-2	4	
12	24 1710 66	Spring clip	2	
13	39 1182 15	Nut	2	
14	BA 1330 60	Clamp Ear	2	



Trailing Arm/ RR SH. ABS

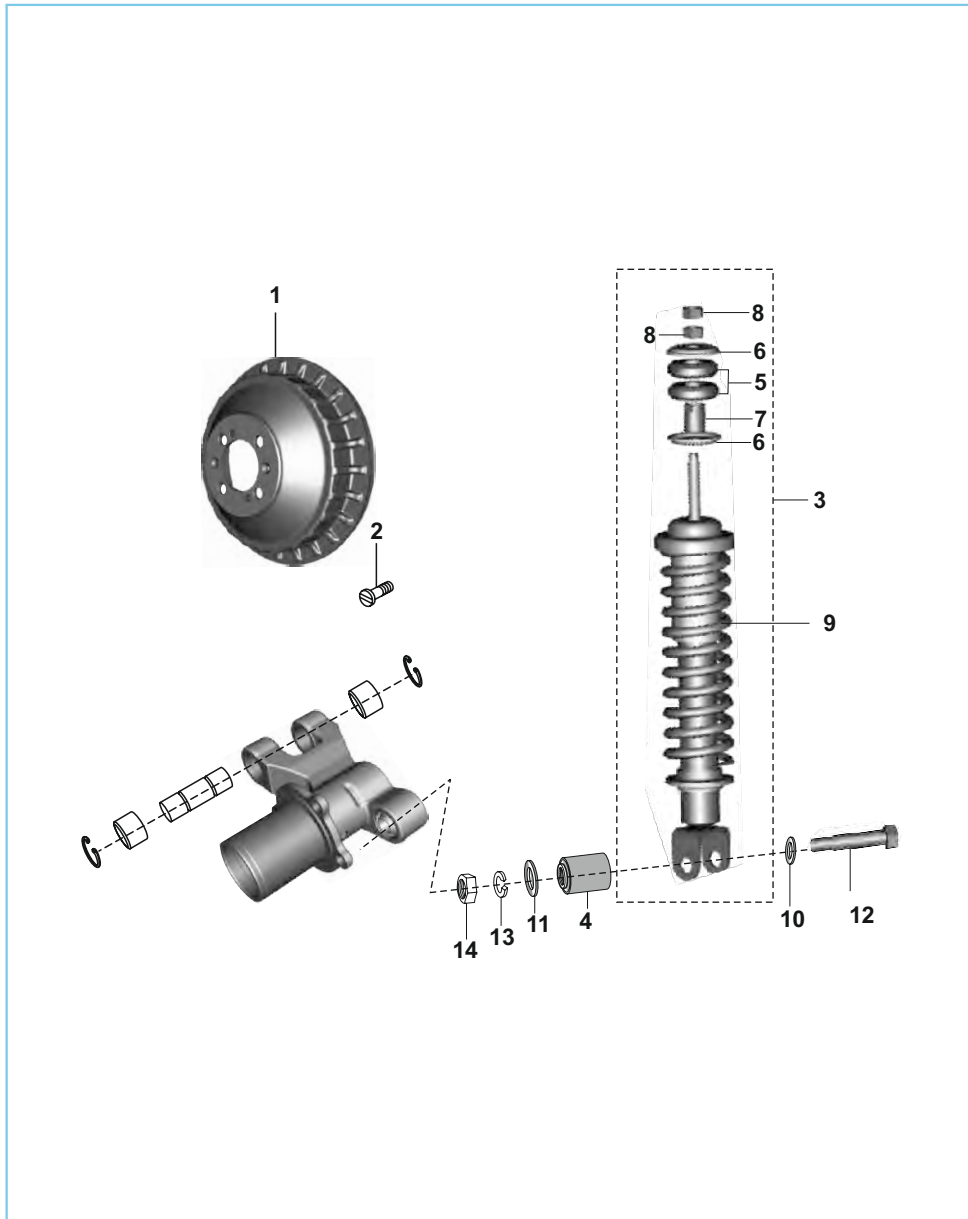
No.	Part No.	Description	Qty.	Remarks
1	24 1711 79	Trailing arm assly LH	1	
2	24 1711 80	Trailing arm assembly RH	1	
3	AA 1710 06	Bush-silent for trailing arm	2	
4	AA 1710 22	Distance piece assly	2	
5	AA 1710 11	Pivot pin trailing arm	2	
6	39 0269 12	Spring washer	2	
7	KC AD14 11	Nut	2	
8	24 1710 94	Rear shock absorber assly	2	
9	24 1705 08	Rear suspension spring	2	
10	24 1606 06	Cup Washer	4	
11	24 1710 55	Rubber bush - cup washer	4	
12	KC AD10 08	Nut Hex Thick	4	
13	24 1705 07	Bolt flange guiding m12x1.25	2	
14	24 1711 97	Rubber bush with cup washer	2	
15	39 0269 12	Spring washer	2	
16	39 2607 15	Nut	2	
17	24 1710 24	Seal 41x60x7	2	
18	01 1003 42	Bearing 30X55X13-Rear Hub	2	
19	59 2000 12	Bearing - needle (SL 35 20 )	2	
20	22 1710 07	Seal - oil	2	
21	39 0342 17	Internal circlip	1	
22	KC BD10 06	Nut Hex Thin-m10x1.25xht. 6xbrt	1	
23	24 1710 56	Sleeve For Rear Shockabsorber	1	



Rear Wheel Axle

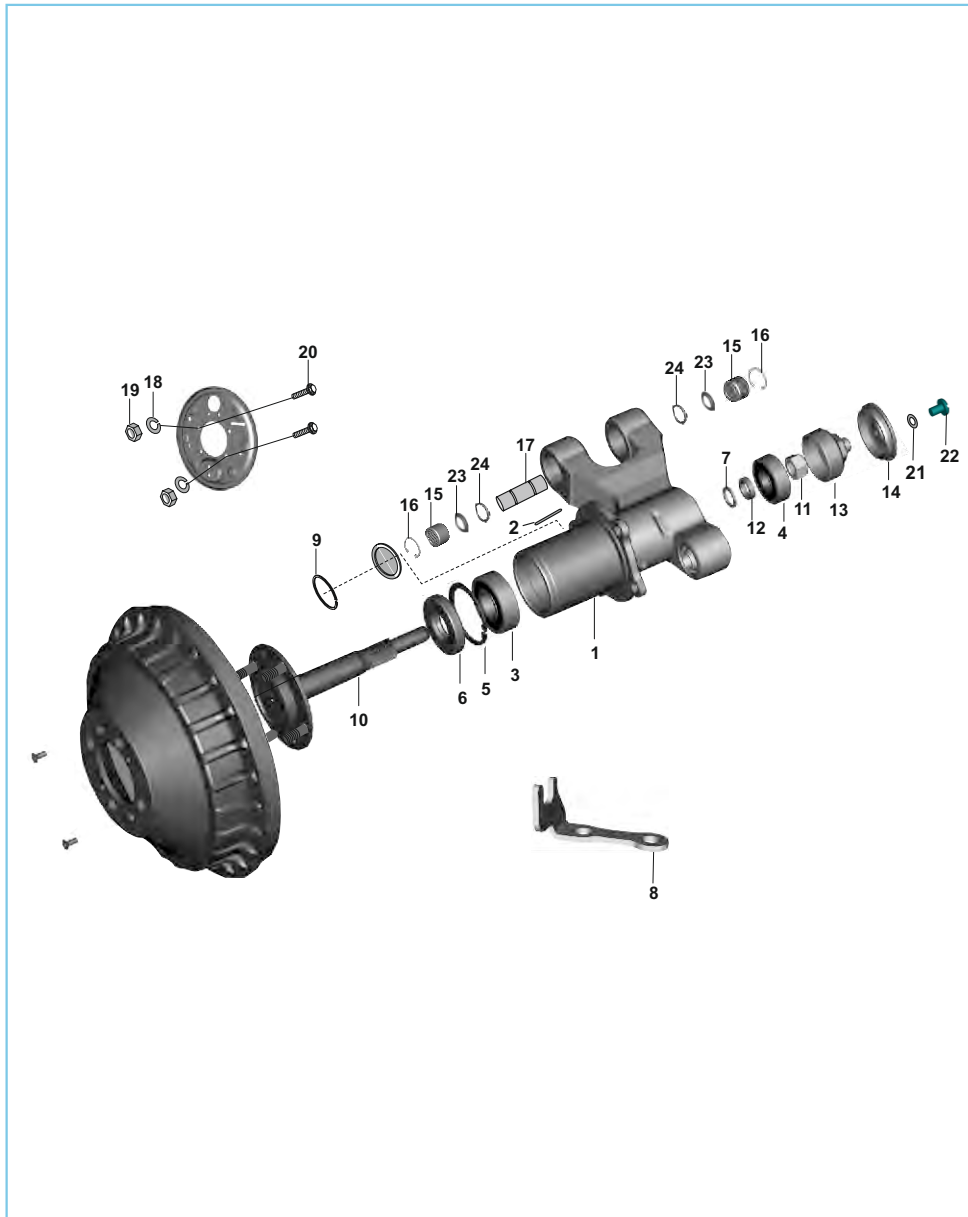
No.	Part No.	Description	Qty.	Remarks
1	24 1711 18	Assembly rear axle	2	
2	39 0342 17	Internal circlip	1	
3	01 1003 42	Bearing ball	1	
4	24 1710 24	Seal - oil 48 dia.1	1	
5	24 1710 75	Nipple - grease	2	
6	22 1511 06	Brake drum rear	2	
7	22 1510 68	Tyre with tube	4	
8	52 2407 64	Wheel Rim assly.	4	
9	21 1503 07	Tyre 4.00X8"	1	
10	39 0956 15	Nut - hexagon :- m8 x 1.25	8	
11	39 1828 12	Washer spring	8	
12	39 1829 12	Washer spring	4	
13	KC GD08 08	Nut hex.	4	
14	KB CA04 10	Slot csk hd screw	2	
15	22 1704 34	Bolt For Axle	8	
16	BH 1314 05	Cap Anti-theft FI	1	
17	BH 1314 07	Assembly Cap Spare Wheel FI	1	





### Front Shock Absorber & Drum

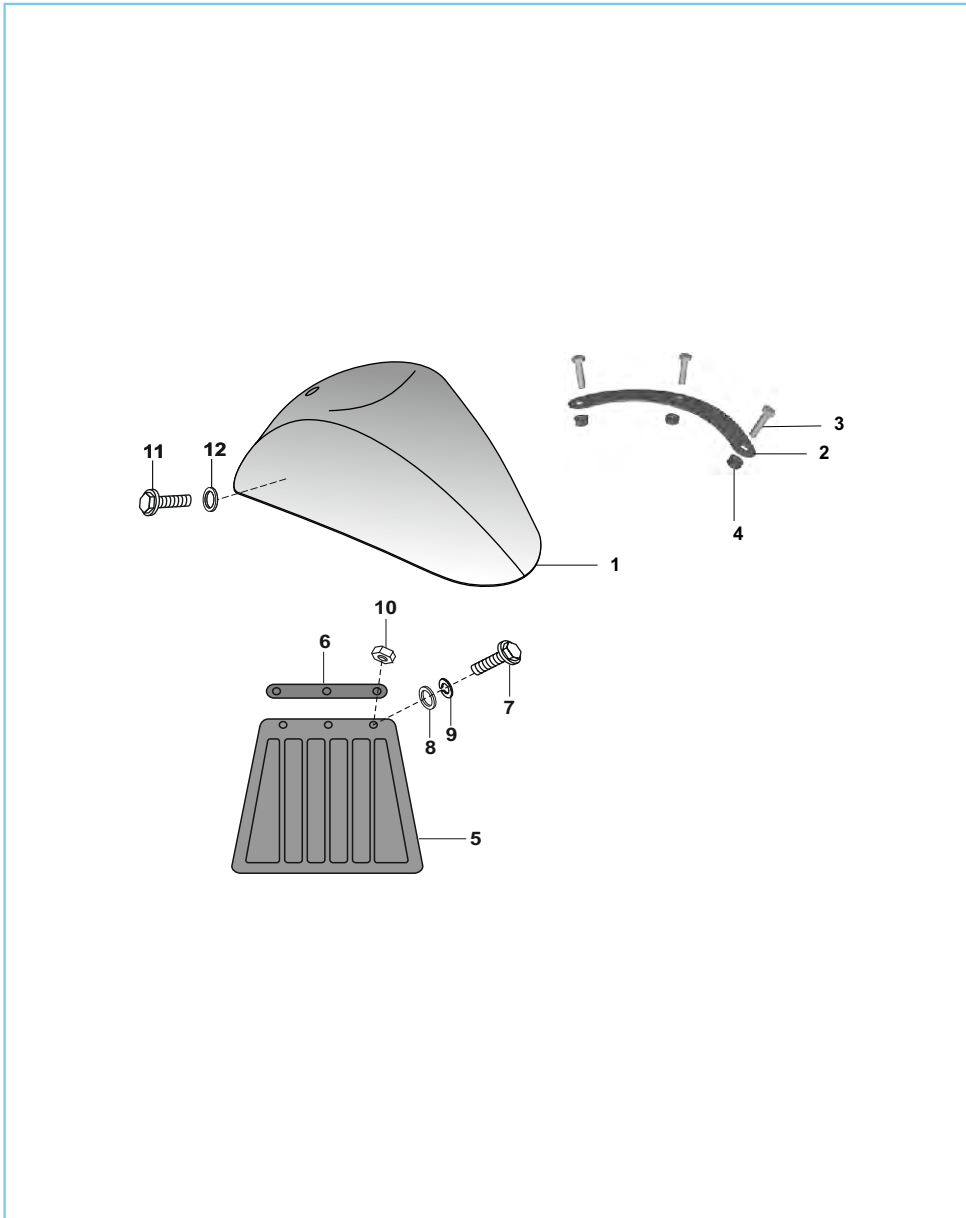
No.	Part No.	Description	Qty.	Remarks
1	22 1511 06	Brake drum	1	
2	KB CA04 10	Slot csk hd screw	2	
3	AB 1710 44	Front shock absorber	1	
4	AB 1710 16	Bush	1	
5	AB 1710 13	Top rubber bush	2	
6	AB 1710 14	Locating cup rubber bush	2	
7	AB 1710 15	Spacer nut spring cup	1	
8	39 0295 15	Hexagon nut	2	
9	AB 1710 17	Spring front suspension	1	
10	39 0543 11	Plain washer	1	
11	39 1054 11	Plain washer	1	
12	AB 1710 31	Shoulder bolt	1	
13	39 0789 12	Washer spring	1	
14	39 0296 15	Hexagon nut	1	



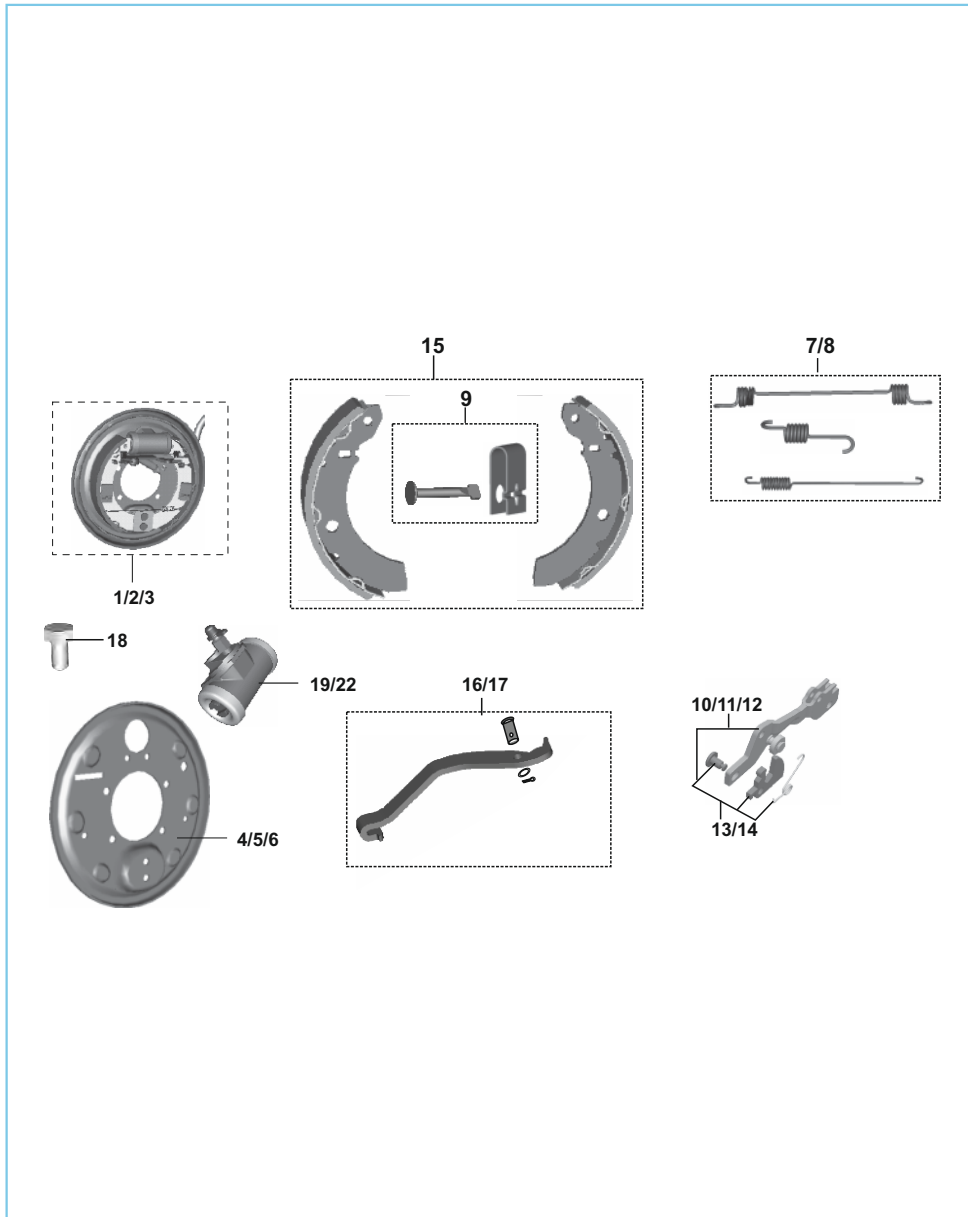
### Front Hub

No.	Part No.	Description	Qty.	Remarks
1	AA 1510 47	Front wheel hub assly	1	
2	03 1701 09	Pin	1	
3	39 2550 20	Ball bearing	1	
4	39 2362 20	Bearing	1	
5	KE BB47 17	Intrnal circlip	1	
6	22 1701 15	Oil seal	1	
7	22 1701 18	Spacer	1	
8	24 1512 47	Bracket hose guide front fl	1	
9	39 0342 17	Circlip - internal	1	
10	24 1512 66	FR wheel axle assly	1	
11	59 1500 03	U Nut M12	1	
12	AA 1510 49	Spacer	1	
13	AB 1710 22	Grease cup nut	1	
14	AB 1710 23	Cap-FR wheel hub	1	
15	AB 1710 20	Needle bush	2	
16	39 2357 17	Internal circlip	2	
17	24 1711 29	Pivot pin fr wh hub	1	
18	39 0789 12	Washer - spring	4	
19	39 0296 15	Hex nut	4	
20	24 1711 17	Bolt hexagon with flange	1	
21	39 0543 11	Washer - plain	1	
22	KB BA04 06	Screw Pan Cross	1	
23	24 171138	Spacer	2	
24	30 101185	Ring O	2	

Front Mudguard

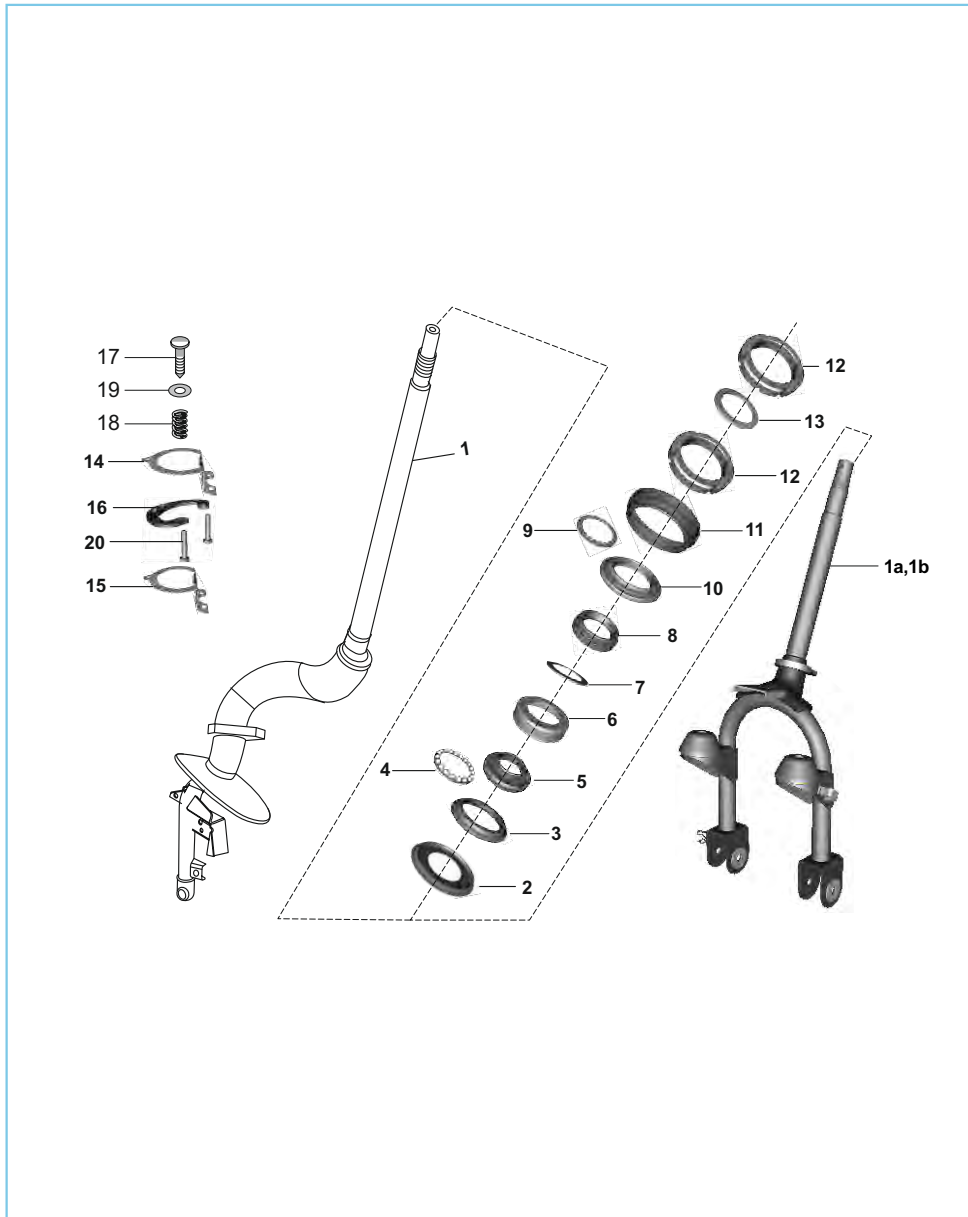


No.	Part No.	Description	Qty.	Remarks
1	52 2440 40	Ed Coated FR Mudguard	1	
2	AB 1611 82	Plate check fr mud	1	
3	39 1069 01	Hexagon head screw	3	
4	39 0817 15	Hex nut	3	
5	24 2301 85	Mudguard flap	1	
6	24 1611 76	Strip	2	
7	KA AA05 14	Bolt	2	
8	39 1830 12	Washer spring	3	
9	39 0198 11	Washer plain	3	
10	KC AA05 04	Nut flange	2	
11	LA A000 14	Bolt	2	
12	39 2424 11	Plain washer	4	
13	39 1944 04	Bolt - flanged :- small	2	N.I.



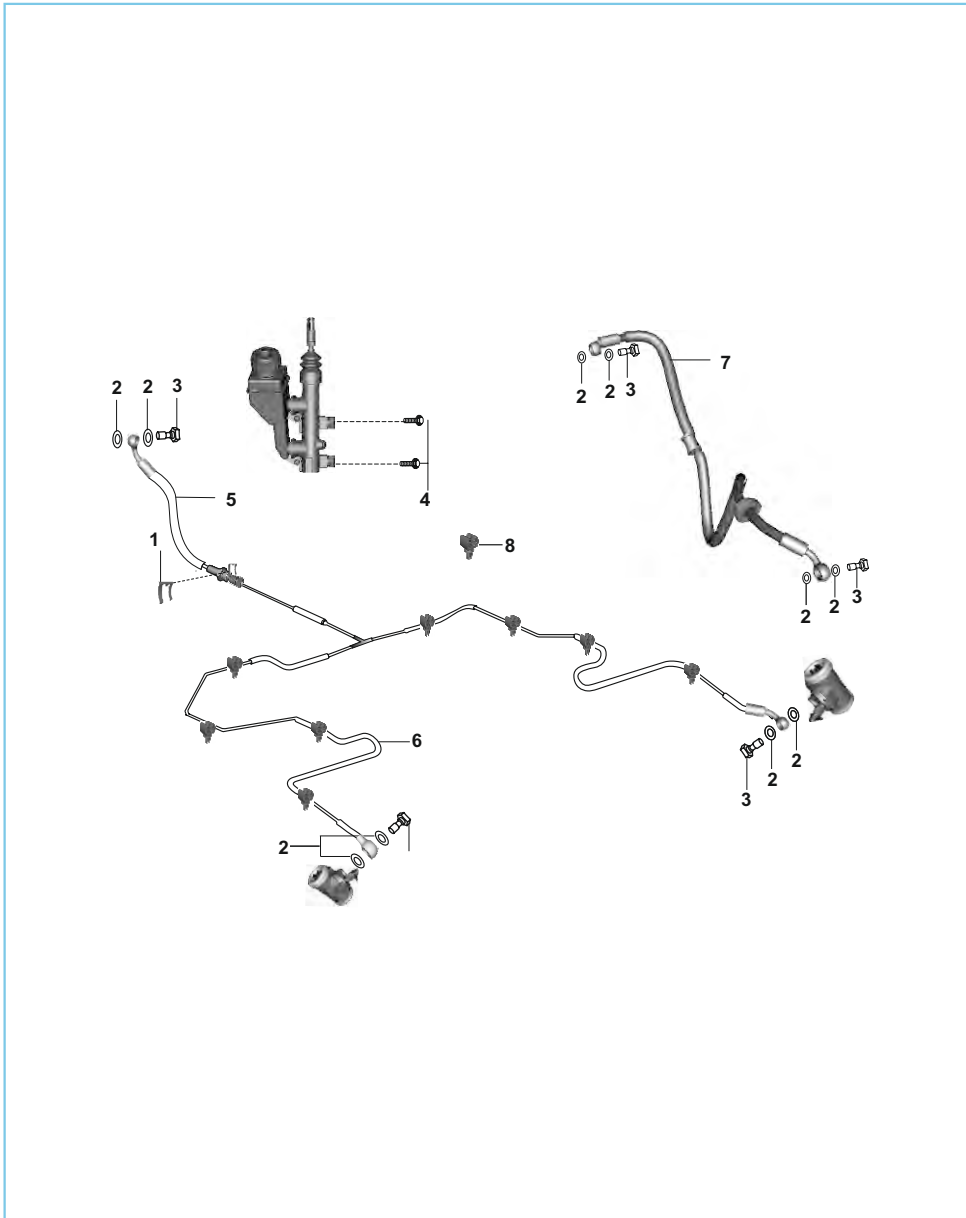
### Auto Adjuster Brake System

No.	Part No.	Description	Qty.	Remarks
1	24 1512 43	Panel assembly FR brake	1	
2	BH 1312 13	Panel assly RH	1	
3	BH 1312 12	Panel assly LH	1	
4	AP 1510 17	Back panel assly FR	1	
5	24 1511 74	Back plate assly. LH	1	
6	24 1511 78	Back panel assly RH	1	
7	24 1511 73	Spring Kit for FR/RR LH Panel	1	
8	24 1511 82	Spring Kit for RR RH Panel	1	
9	24 1511 72	Kit Shoe Clamp Spring	1	
10	24 1511 68	Auto adjuster assly FR	1	
11	24 1511 79	Auto adjuster assly RH	1	
12	24 1511 75	Auto adjuster assly LH	1	
13	24 1511 70	Kit Ratchet FR & LH	1	
14	24 1511 81	Kit Ratchet RH	1	
15	24 1512 68	brake shoe kit (ask lining)	3	
16	BH 1318 13	Lever parking brake LH	1	
17	BH 1318 14	Lever parking brake RH	1	
18	AL 1510 54	Bolt	2	
19	24 1511 63	Wheel cylinder FR	1	
20	24 1511 07	Major kit fr	1	N.I
21	24 1511 08	Minor kit fr	1	N.I
22	24 1511 64	Wheel cylinder RR	1	
24	24 1511 13	Major kit rr	1	N.I
25	24 1511 14	Minor kit rr	1	N.I
26	AB 1510 79	Screw - bleeder	1	N.I
27	AL 1510 52	Cap - bleeder 64	1	N.I
28	24 1511 71	Brake shoe kit with spring	1	N.I
29	36 BA40 14	Wheel cylinder mtg kit	1	N.I



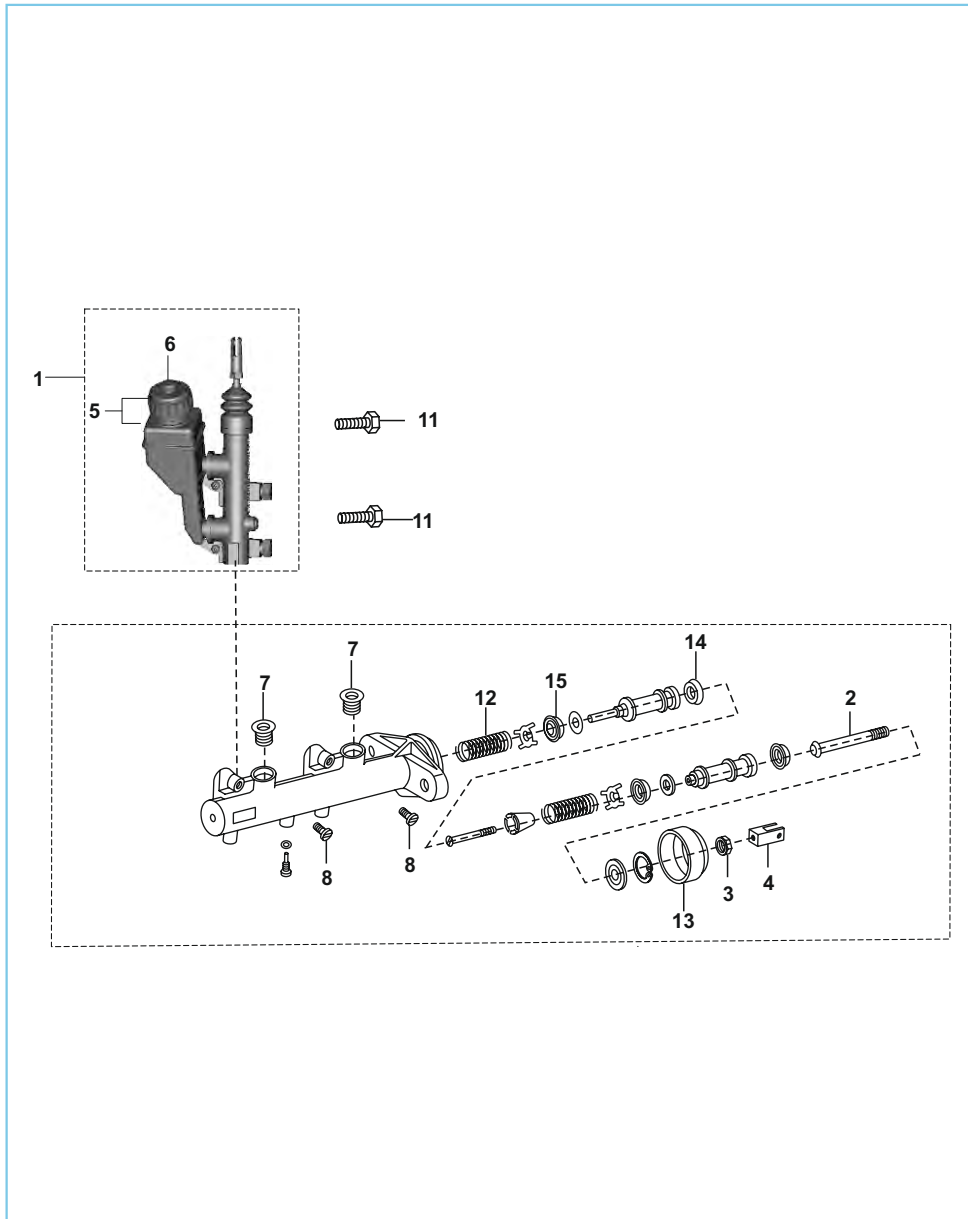
Steering Column Assly.

No.	Part No.	Description	Qty.	Remarks
1	AA 1810 35	Assembly Steering Column	1	
2	AA 1810 23	Dust cover Lower	1	
3	AA 1810 22	Bearing race Lower	1	
4	AB 1810 12	Steel ball with cage Lower	1	
5	AB 1810 33	Bearing race lower outer	1	
6	BH 1510 08	Dust cover top	1	
7	BH 1510 09	Spacer fork front	1	
8	AB 1810 19	Bearing race upper outer	1	
9	AB 1810 17	Steel ball with cage upper	1	
10	24 1810 46	Bearing race-upper outer	1	
11	24 1614 43	Dust cover	1	
12	24 1810 47	Lock nut	2	
13	AB 1810 20	Spacer washer bearing	1	
14	BH 1510 65	Plate upper	1	
15	BH 1510 66	Plate assly lower	1	
16	22 1810 58	Steering lock plate assly	1	
17	21 1803 07	Knob	1	
18	21 1803 08	Spring	1	
19	39 0198 11	Washer plain	1	
20	KA AD05 20	Bolt	2	



### Brake Pipe

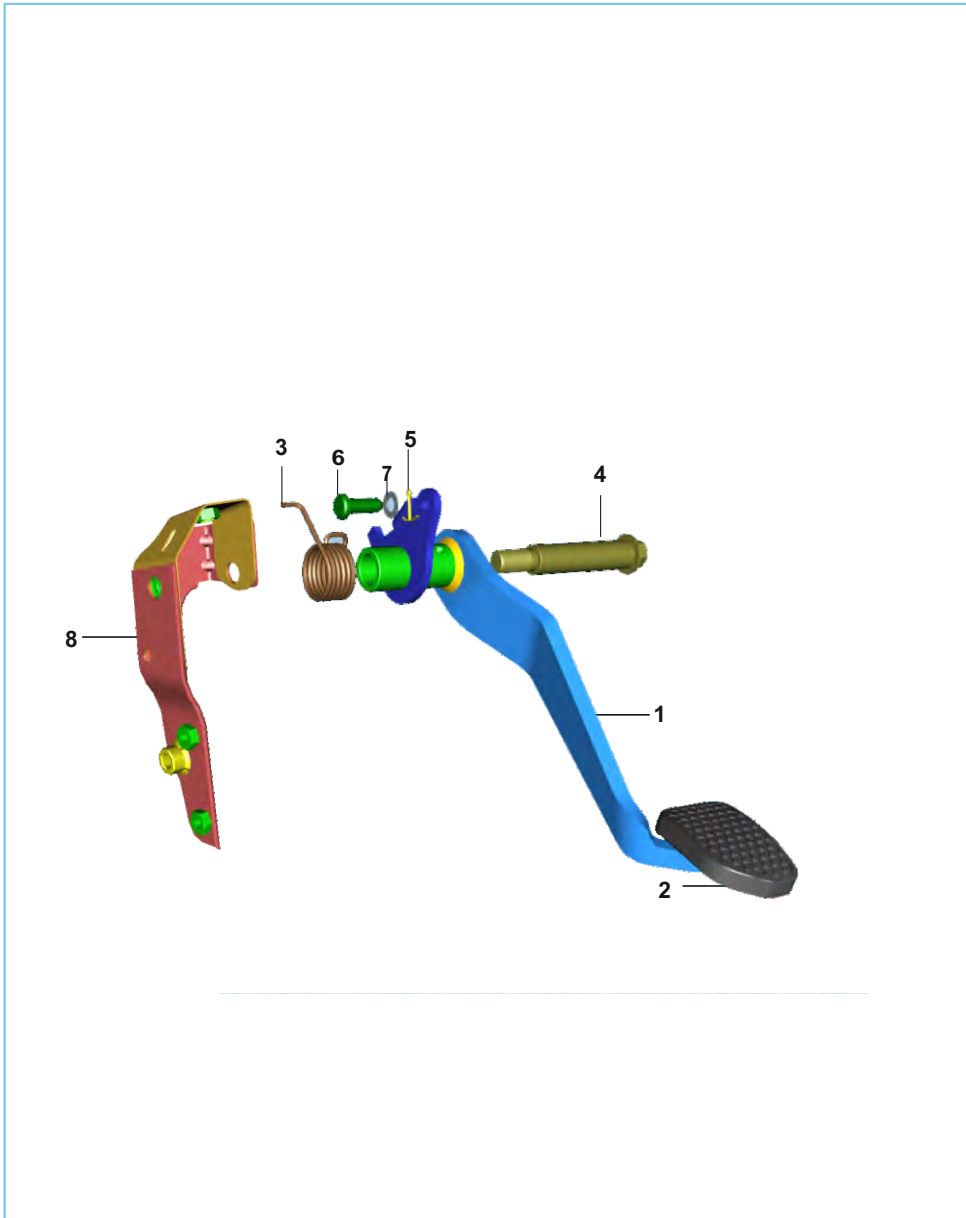
No.	Part No.	Description	Qty.	Remarks
1	EC 1318 35	Clip Hose	1	
2	21 1504 22	Packing - copper washer	8	
3	AB 1510 49	Bolt - M10 X 1 :- Banjo, Brake	3	
3	BH 1610 27	Bolt - M10 X 1 :- Banjo, Brake	3	
4	KA DD10 30	Bolt-flange-tmc mounting	2	
5	24 1512 34	Hose rear circuit-1	1	
6	24 1512 21	Assembly brk pipe Rr.-2	1	
7	AA 1510 39	Hose brake front	1	
8	BG 1138 04	Clamp brake pipe	6	



Tandem Master Cylinder

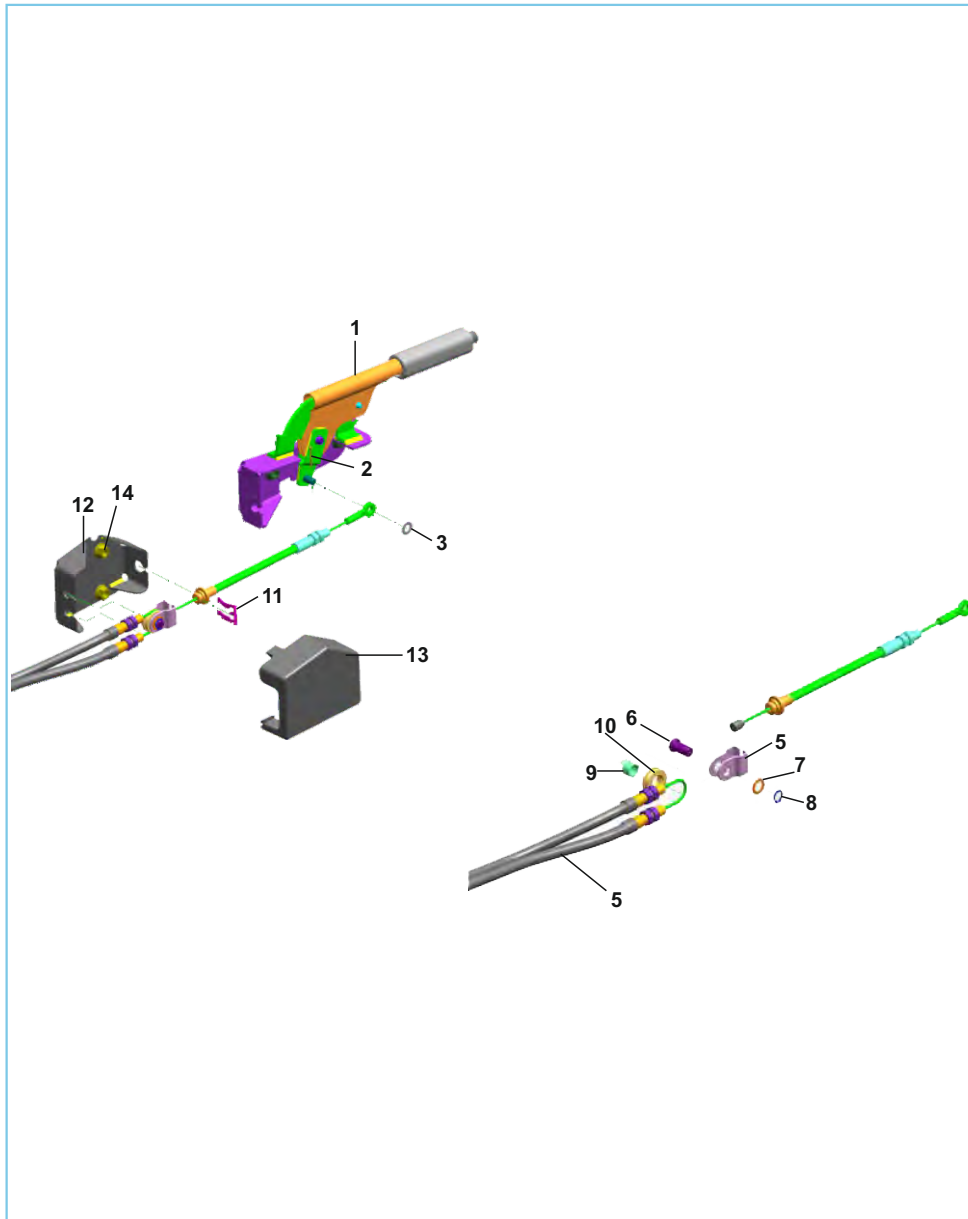
No.	Part No.	Description	Qty.	Remarks
1	BH 1318 03	Cylinder comp.-TMC	1	
2	24 1510 87	Push rod complete	1	
3	24 1510 94	Hex. nut	1	
4	24 1510 90	Fork rod push	1	
5	AB 1510 54	Oil container with cap	1	
6	AB 1510 72	Cap - oil reservoir	1	
7	24 1510 92	Seal-oil supply port	2	
8	24 1510 93	Screw reservoir mtg.	2	
9	24 1510 97	Major kit	1	N.I.
10	24 1510 98	Minor Kit	1	N.I.
11	39 1389 04	Hex bolt TMC mounting	2	
12	24 1510 81	Locator Spring Secondary	1	
13	24 1510 79	Ring Lock Boot Tmc	1	
14	24 1510 80	Seal Lip Secondary - Tmc	1	
15	24 1510 76	Seal Lip Primary- Tmc	1	

Brake Pedal



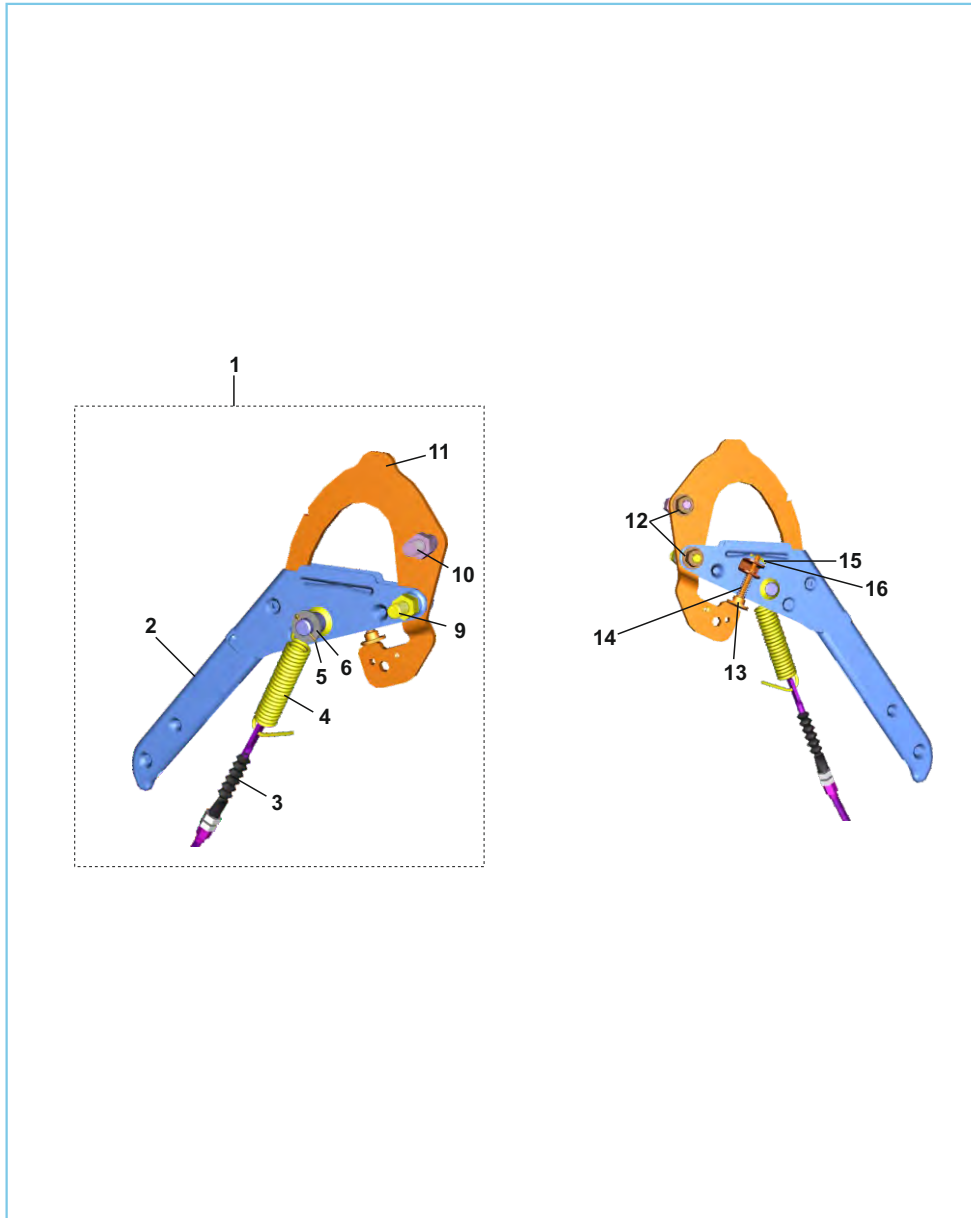
No.	Part No.	Description	Qty.	Remarks
1	BH 1610 19	Assembly brake pedal with pad	1	
2	24 1512 32	Pad brake pedal	1	
3	BH 1610 27	Spring brake pedal retainer	1	
4	LA D001 36	Bolt	1	
5	39 0146 08	Split pin	1	
6	39 1702 07	Clevis pin with head	1	
7	39 0199 11	Plain washer	1	
8	BH 1610 17	Assly Bkt Brake Pedal Mtg FL	1	





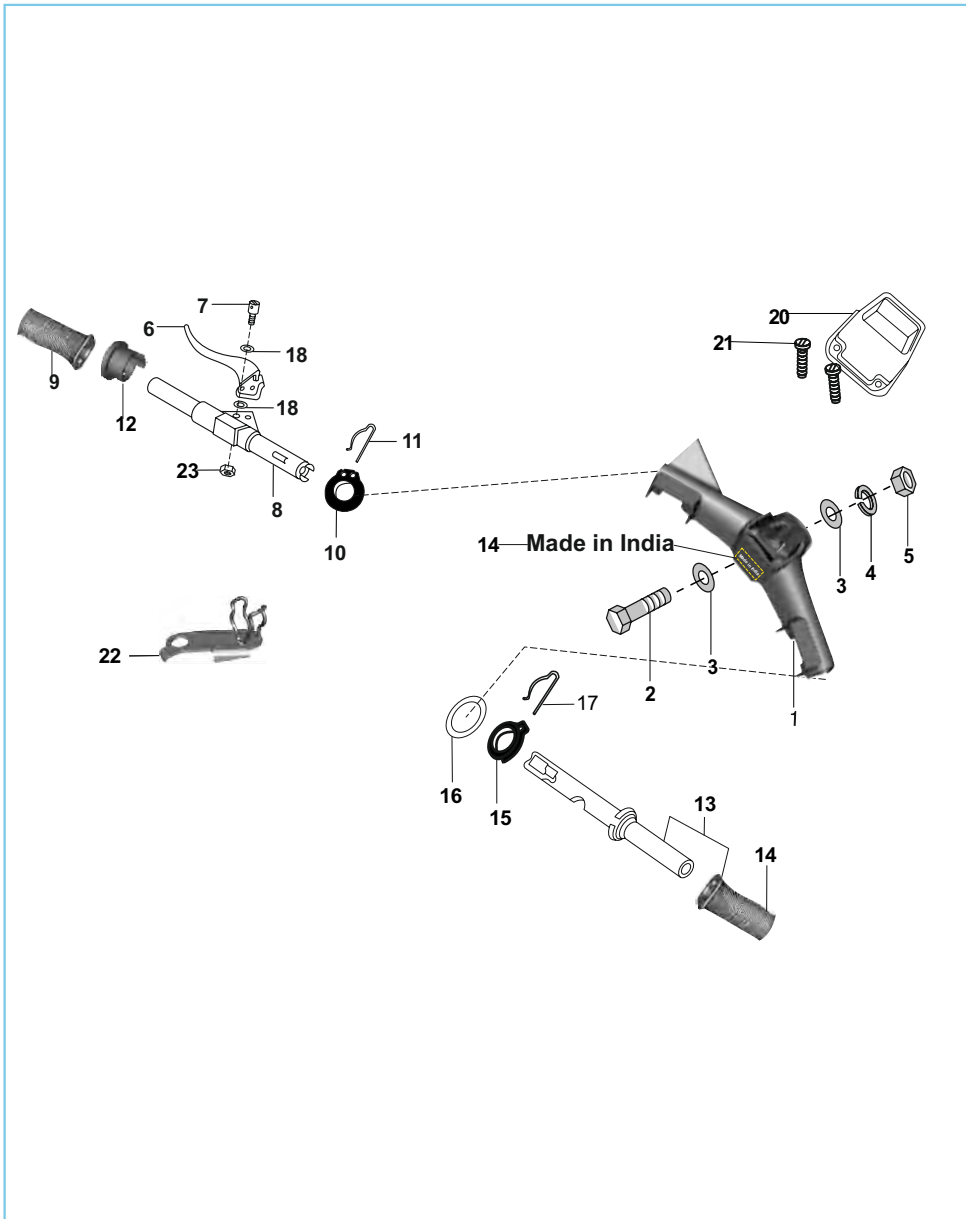
Hand Brake

No.	Part No.	Description	Qty.	Remarks
1	AA 1510 56	Assly Hand Lever Grip	1	
2	KH AA20 20	Pin Cotter	1	
3	KD AA08 16	Washer Plain	1	
4	39 1970 15	Nut Flanged	2	N.I
5	BF 1611 39	Bracket Equalizer- L	1	
6	BF 1611 38	Pin Pivot	1	
7	LD A000 02	Plain Wahser	1	
8	KE AA10 10	Circlip	1	
9	BF 1611 75	Bush PKB Equilizer	1	
10	BF 1611 37	Pully	1	
11	BF 1612 83	Clip Cabel Lock	1	
12	AA 1510 60	Bracket Equalizer	1	
13	AA 1510 61	Cover Equalizer	1	
14	KC GA08 08	Nut Flanged	3	
15	AA 15105 9	Rear Cable	1	



Lever Assly Reverse

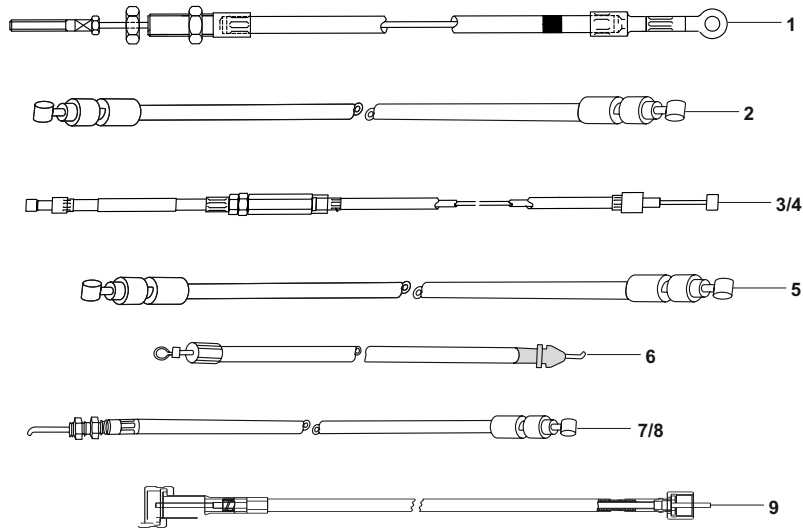
No.	Part No.	Description	Qty.	Remarks
1	AA 1911 12	Lever assembly reverse	1	
2	AA 1911 16	Lever Reverse Control	1	
3	AA 1911 15	Cable Reverse Lever	1	
4	AA 1911 17	spring tension-reverse gear	1	
5	KH AA20 18	Pin Cotter	1	
6	KD AA12 22	Plain Washer	1	
7	AA 2013 20	Spacer for Switch	1	N.I
8	KB AA04 20	Screw Pan	1	N.I
9	AA 1911 19	Pivot Pin Reverse Lever	1	
10	AA 1911 20	Pin Upper Reverse Lever	1	
11	AA 1911 14	Ratchet Reverse Lever	1	
12	39 2295 15	Nut	2	
13	AA 1911 22	Pin Assly	1	
14	AA 1911 21	Spring For Switch	1	
15	39 0151 08	Split Pin	1	
16	KD AA04 08	Plain Washer	1	



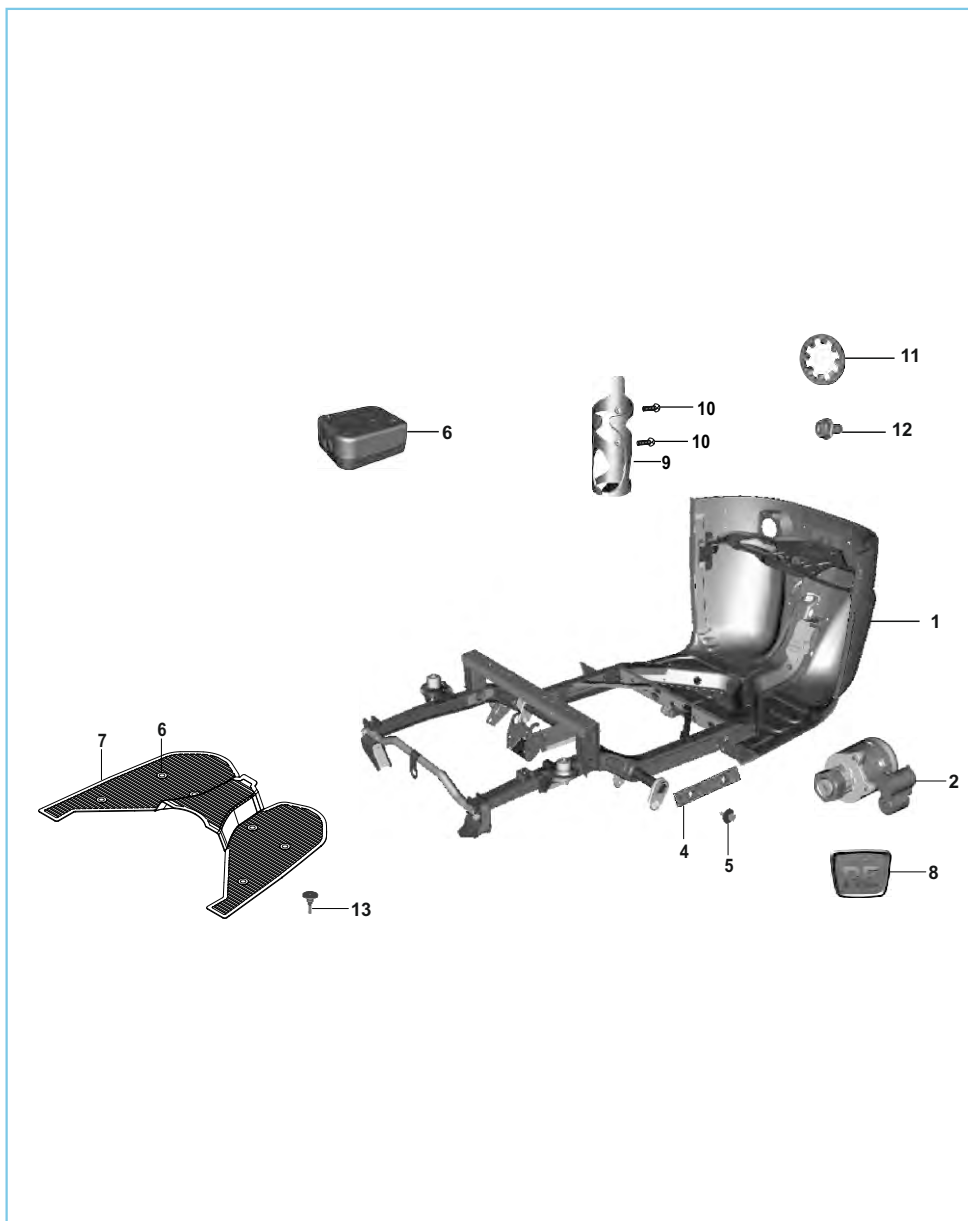
### Handle Bar Assembly

No.	Part No.	Description	Qty.	Remarks
1	24 1512 74	Handle bar body	1	
2	39 1377 04	Hex. bolt with collar	1	
3	39 0201 11	Plain washer	2	
4	39 1829 12	Spring washer	1	
5	39 0296 15	Hex nut	1	
6	AA 1910 32	Lever clutch	1	
7	24 1911 05	Lever clutch screw	1	
8	24 1810 74	Assembly gear cntl tube	1	
9	06 1910 89	Grip For Classic	2	
10	24 1911 84	Gear control pulley	1	
11	24 1911 85	Spring clip	1	
12	24 1910 99	Indicator ring gear handle bar	1	
13	24 1911 87	Assembly gas cntrl tube	1	with grip
14	DT 1220 15	Made in India Label	1	for Srilanka
15	24 1911 01	Pulley gas control	1	
16	01 1901 15	Spacer ring	1	
17	CM 1910 49	Spring clip	1	
18	39 0941 11	Plain washer	2	N.S
19	LH C000 01	Pin spring gear cotr.tube-di	1	N.I.
20	AP 1610 47	Handle bar top cover	1	
21	LB U000 63	Screw Truss M4 X 0.7P	3	
22	24 1512 47	Assembly brac. guide hose fl	1	
23	39 0326 15	Nut Nyloc M5x0.8	1	

Control Cables

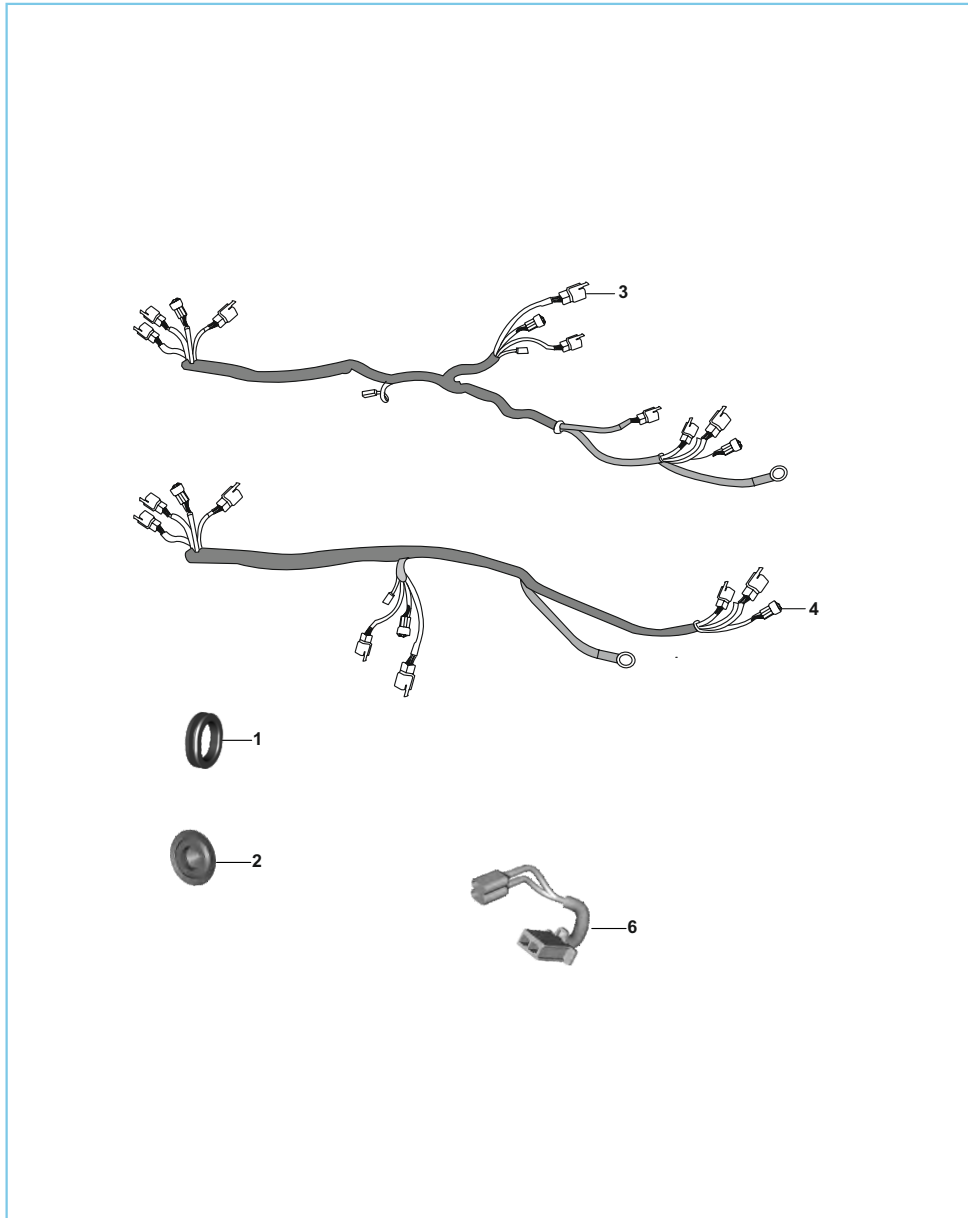


No.	Part No.	Description	Qty.	Remarks
1	AA 1510 57	Assembly Front Cable	1	
2	AF 1910 12	Cable complete accelerator	1	
3	AA 1910 94	Cable assy gear comp.(white)	1	
4	AA 1910 93	Cable assy gear comp.(Black)	1	
5	AA 1910 92	Clutch cable complete	1	
6	AA 1911 15	Reverse cable Assly.	1	
7	24 1510 59	Cable Assly. H/Br. rear LH	1	
8	AA 1510 59	Assembly Rear Cable	1	
9	AA 1911 02	Cable speedometer	1	



Frame Chassis Assly

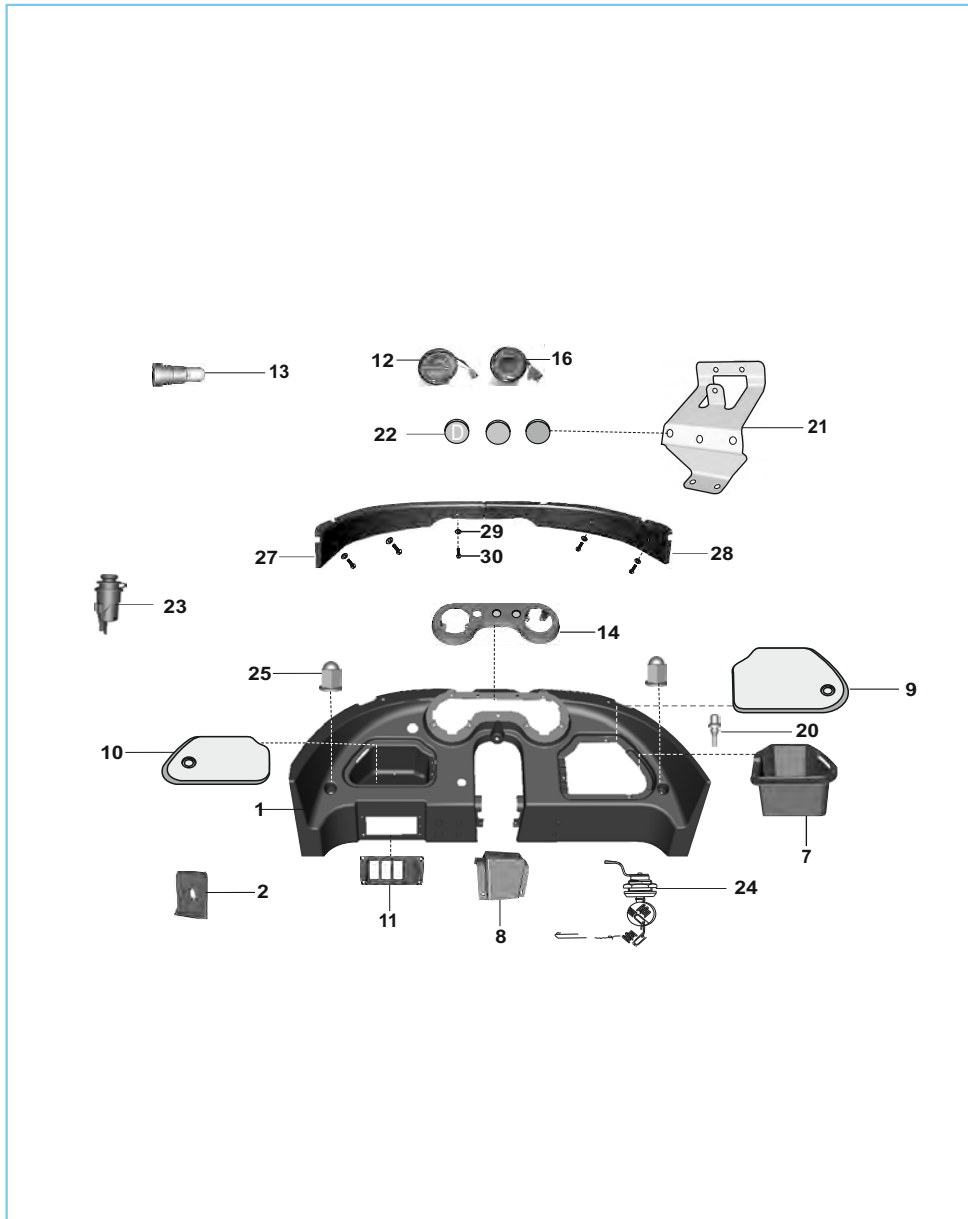
No.	Part No.	Description	Qty.	Remarks
1	AA 1613 56	Assembly Chassis-bare-FI	1	ED Coted No Required
2	AA 1810 34	Lock Set Compact 4s Exp	1	
3	36 2440 42	steering lock(24181016) with key	1	N.I.
4	24 2317 26	Packing	8	
5	AA 2312 45	Bolt combination	8	
6	BH 1812 04	Coupler box fl	1	
7	24 1652 15	Mat floor front fl	1	
8	BG 2330 02	RE logo	1	
9	24 1614 46	Water bottle holder	1	
10	39 1076 01	Screw	2	
11	LD F000 01	Washer - lock toothed	2	
12	KA DA06 12	Bolt-flange	1	
13	BB 2312 71	Plug Mat Fixing	6	



### Harness Wiring

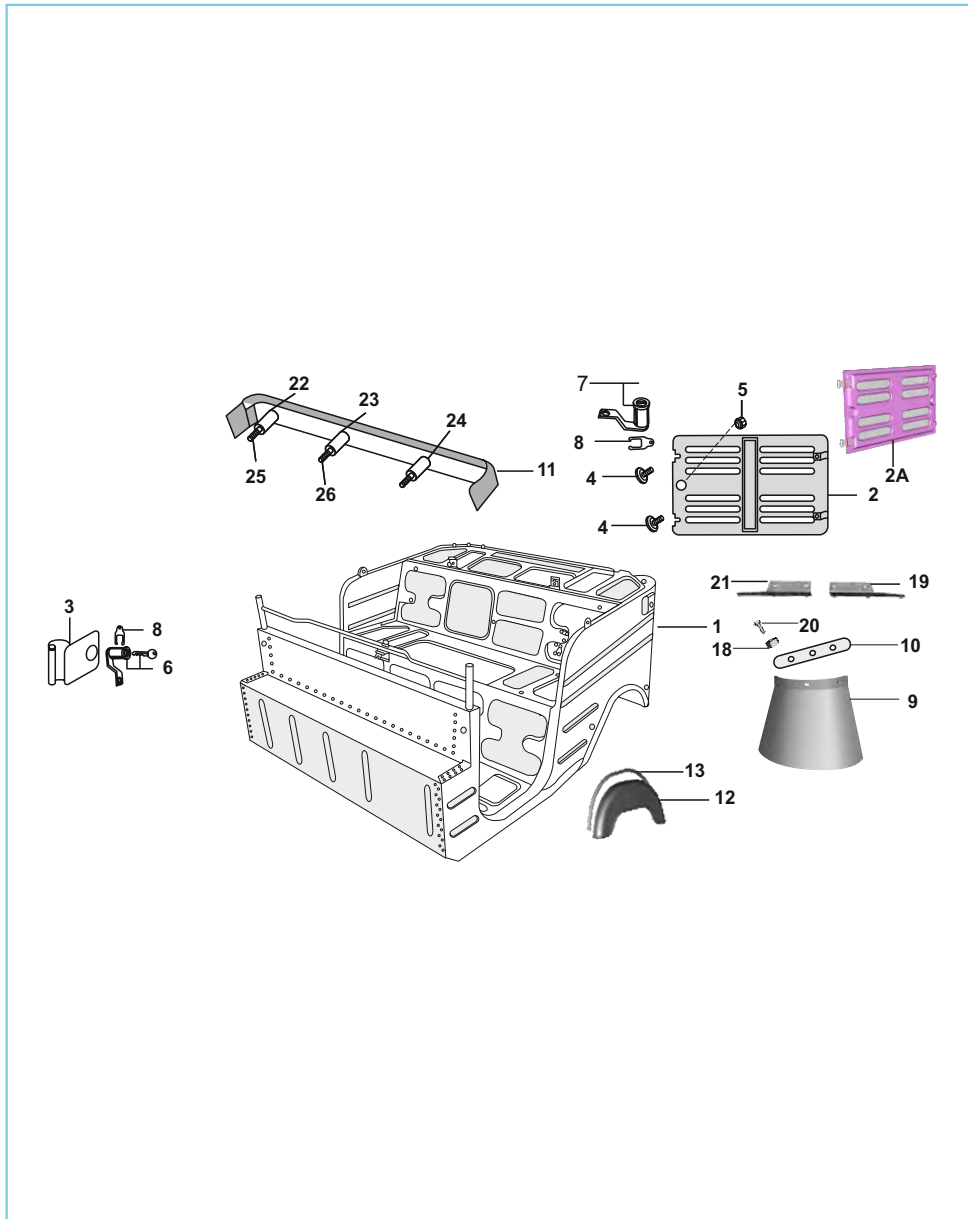
No.	Part No.	Description	Qty.	Remarks
1	24 1652 30	Grommet upper part	1	
2	BH 1110 92	Grommet wiring harness	1	
3	AA 2013 68	Harness Wiring-front	1	
4	AA 2013 69	Harness Wiring-rear	1	
5	AA 2013 78	Harness Wiring-body FI	1	N.I.
6	AA 2013 31	Harness Revrese Switch	1	
7	AA 2013 70	Cable Battery Positive	1	N.I.
8	AA 2013 91	Cable Battery -ve	1	N.I.

Dashboard Assembly



No.	Part No.	Description	Qty.	Remarks
1	AA 1613 05	Dashboard plastic	1	
2	CE 1810 15	Nut - clip : m4x0.7	15	
3	59 0100 05	Screw M4 X0.7x15	9	
4	59 0100 07	Screw - cross recess	6	
5	39 1972 15	Nut - Hexagon With Flange	4	
6	39 1523 01	Screw pan cross - M5	4	
7	AA 1613 09	Toolbox right side (plastic)	1	
8	AA 1613 10	Cover middle portion (plastic)	1	
9	AA 1613 07	Toolbox lid right side (plastic)	1	
10	AA 1613 08	Toolbox lid left side (plastic)	1	
11	24 1613 73	Cover for switches	1	
12	AA 2012 78	Speedometer assembly	1	
14	AM 1610 65	Cover Speedometer Re FI	1	
15	AA 1611 87	Tyre Pressure Label	1	for Srilanka (N.I.)
16	AA 2013 74	Indicator Assembly-fi-rh	1	
18	39 2454 01	Screw - hexagon head :- M5	6	
19	59 0100 07	Screw - cross recess	6	
20	24 2301 98	Pad - rubber	2	
21	AA 1612 25	Bracket control mounting FI	1	
22	KC GD08 08	Nut hex flanged-control bkt	2	N.I.
23	AL 2011 00	Charger mobile	1	
24	36 AL00 16	kit Lock(AL161362) With Key	1	
25	39 1704 15	Domed cap nut M6-	2	
26	39 0211 11	Washer plain	3	
27	AA 1612 18	Trim upper small LH	1	
27	AA 1613 27	Trim upper small LH	1	
28	AA 1612 19	Trim upper small RH	1	
28	AA 1613 28	Trim upper small RH	1	
29	KD BB05 12	Washer_plain	5	
30	KB BA05 25	Screw Pan Cross	5	

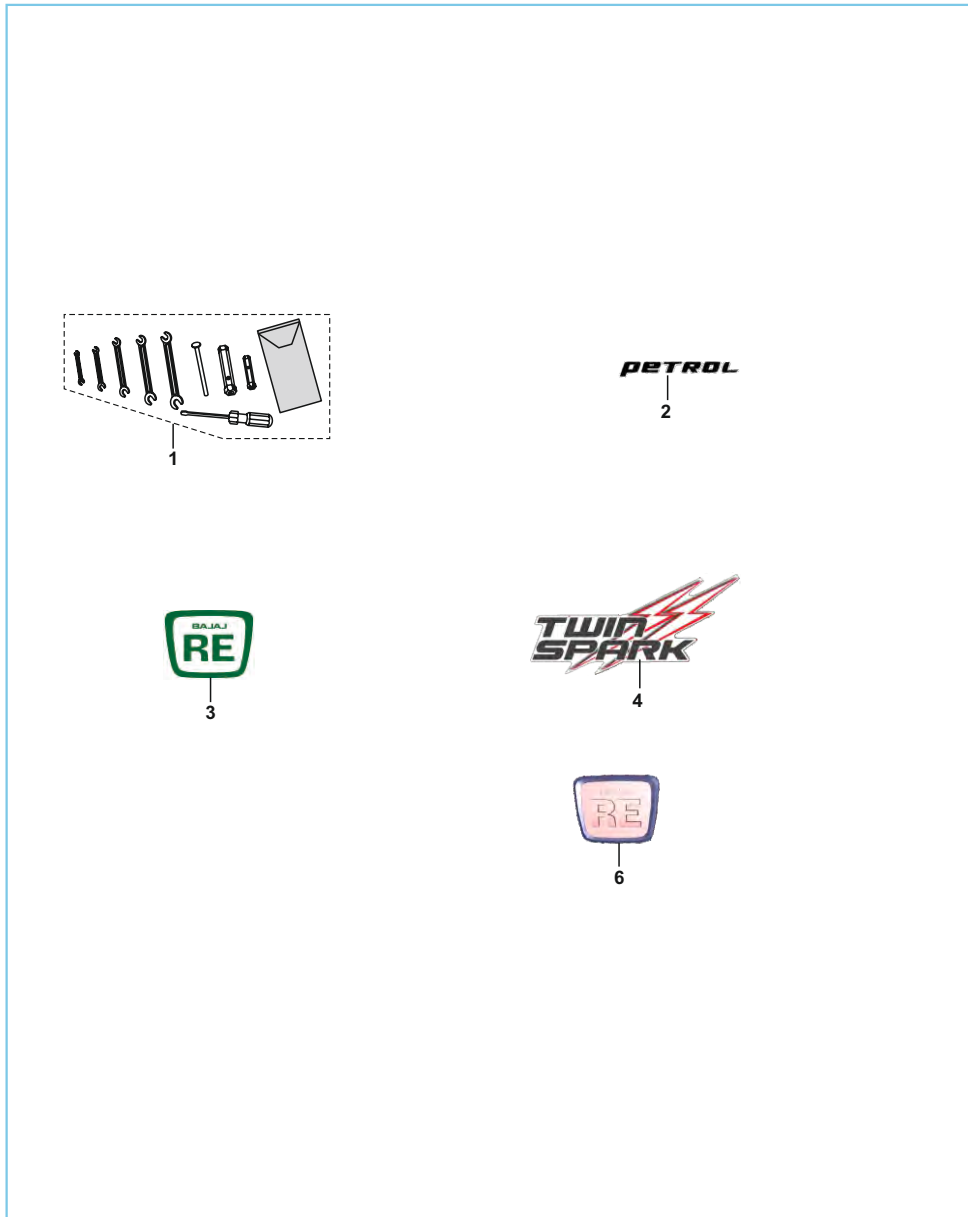
Passenger Body



No.	Part No.	Description	Qty.	Remarks
1	AA 2313 49	Body Assembly Complete-fi	1	ED Coted No Required
2	52 AA05 01	Assembly Rear Door	1	ED Coted
3	52 BA02 83	Door Assembly Side Filling	1	ED Coted
4	24 2317 13	Assembly Knob For Rear Door	2	
5	24 2301 76	Knob Complete for Rear Door	1	
6	36 2440 44	Kit Lock fuel filling door	1	
7	36 2440 24	Kit Lock For Door With Key	1	
8	01 1607 17	Lock Clip	2	
9	24 2301 85	Mud flap	2	
10	24 2311 57	Stripe RE mudguard flap	2	
11	24 1651 37	Bumper assembly ED coated	1	
12	25 2310 62	Mudguard Assembly Rear	2	
13	25 2310 64	Beading for rear mudguard	2	
14	24 2314 99	Cover side	2	
15	24 2316 30	Screw self drill bh	10	
18	KC AA05 04	Nut hex thick-rear mud	8	
19	24 2310 90	Angle right hand rear mud flap	1	
20	KA AA05 14	BOLT	6	
21	24 2310 91	Angle left hand rear mud flap	1	
22	24 1652 74	Sleeve Bumper Side	2	
23	24 1652 73	Sleeve Bumper Middle	1	
24	KD AB10 18	Washer Plain Small	3	
25	KA AG08 85	Bolt	2	
26	KA AG08 70	Bolt	1	
27	AA 2313 06	Mat Luggage Compartment	1	N.I

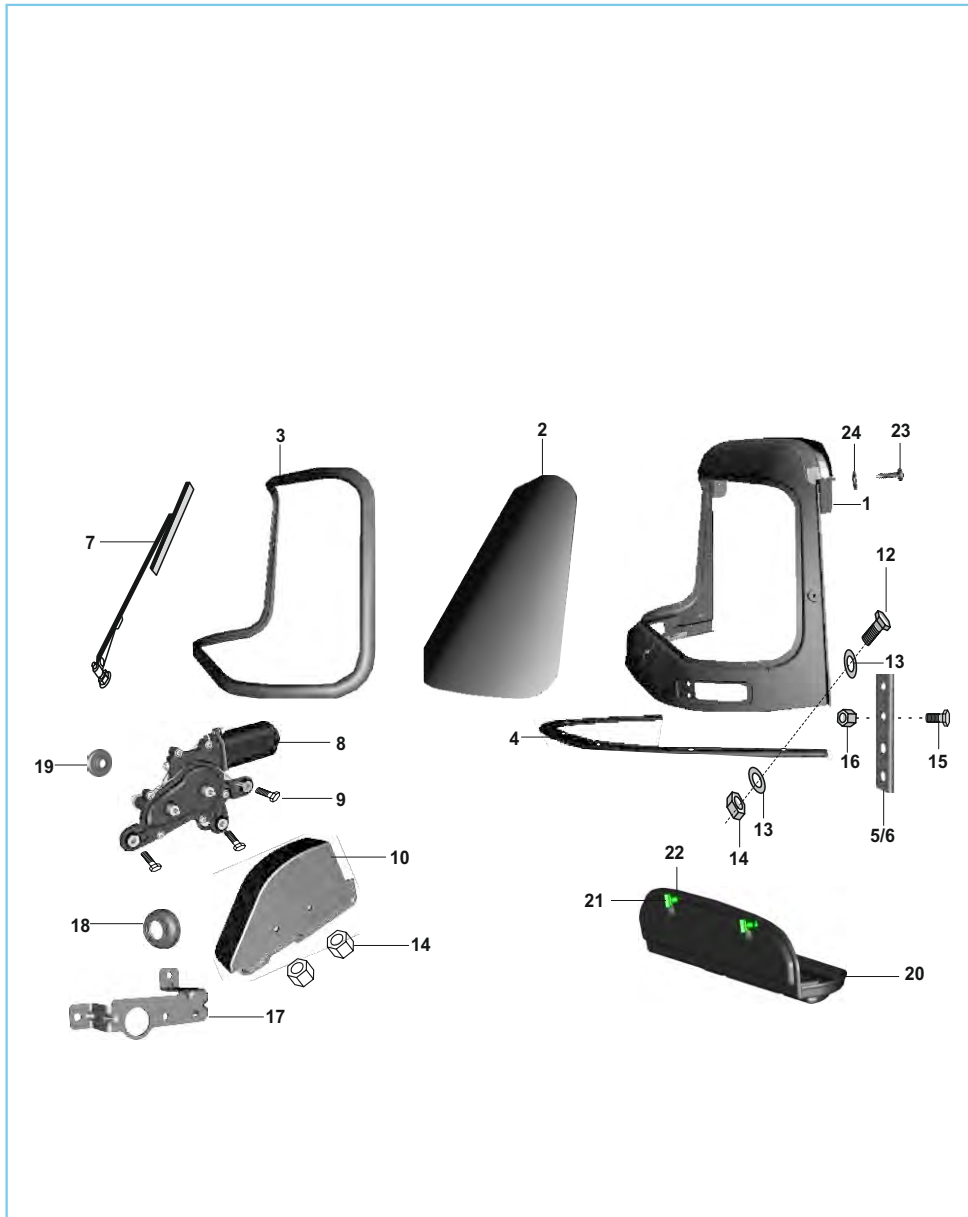


Tool Kit & Emblem



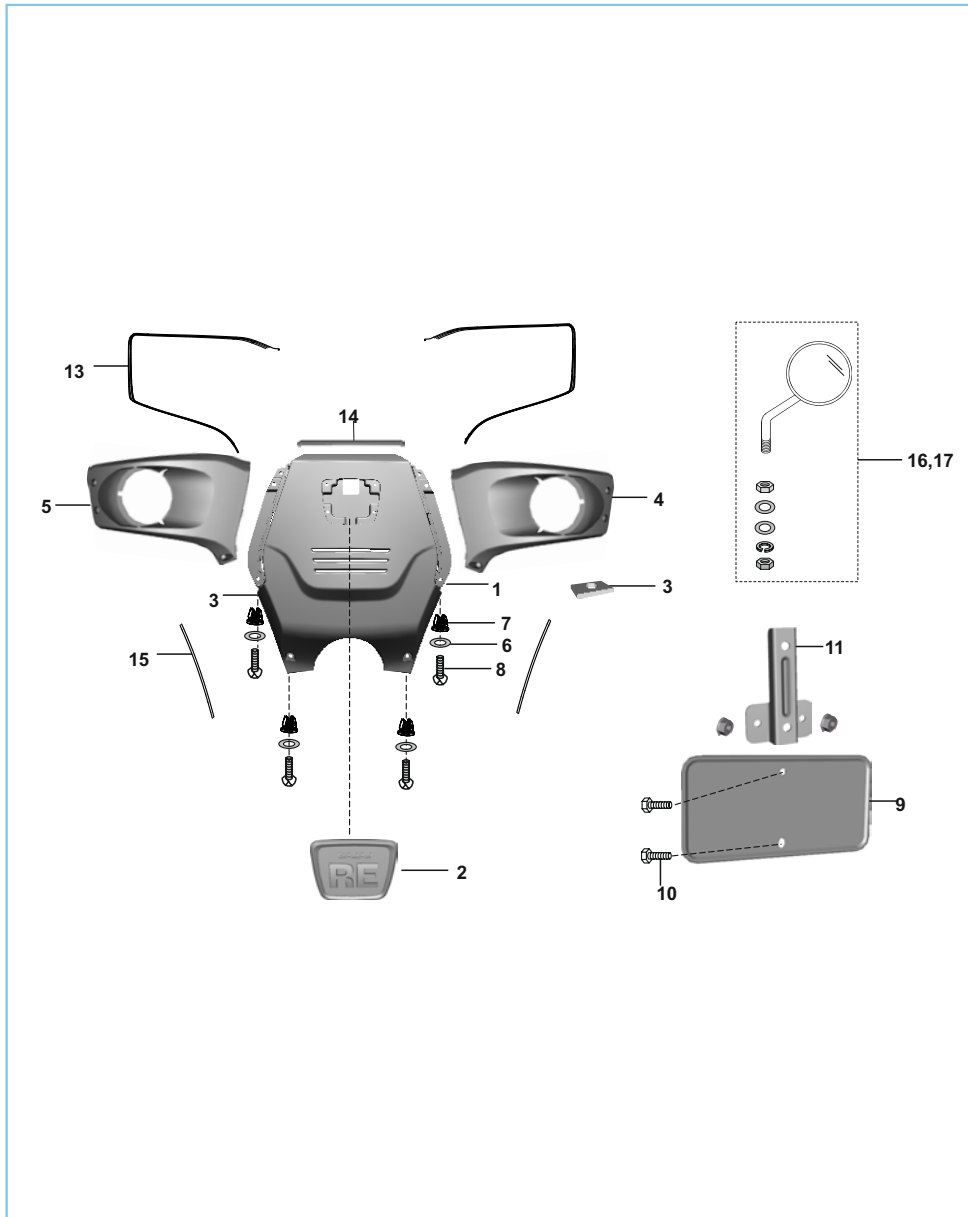
No.	Part No.	Description	Qty.	Remarks
1	AA 2210 33	Tool kit complete	1	
2	24 2210 33	Emblem petrol	1	
3	24 2210 34	Emblem bajaj re logo	1	
4	24 2510 10	Twin Spark Label	1	
5	24 2314 73	Matting Rear	2	N.I.
6	BG 2330 02	Emblem Bajaj Re For Scudo	1	
7	24 2210 47	Jack Assembly Complete	1	N.I.

Windshield & Wiper Motor

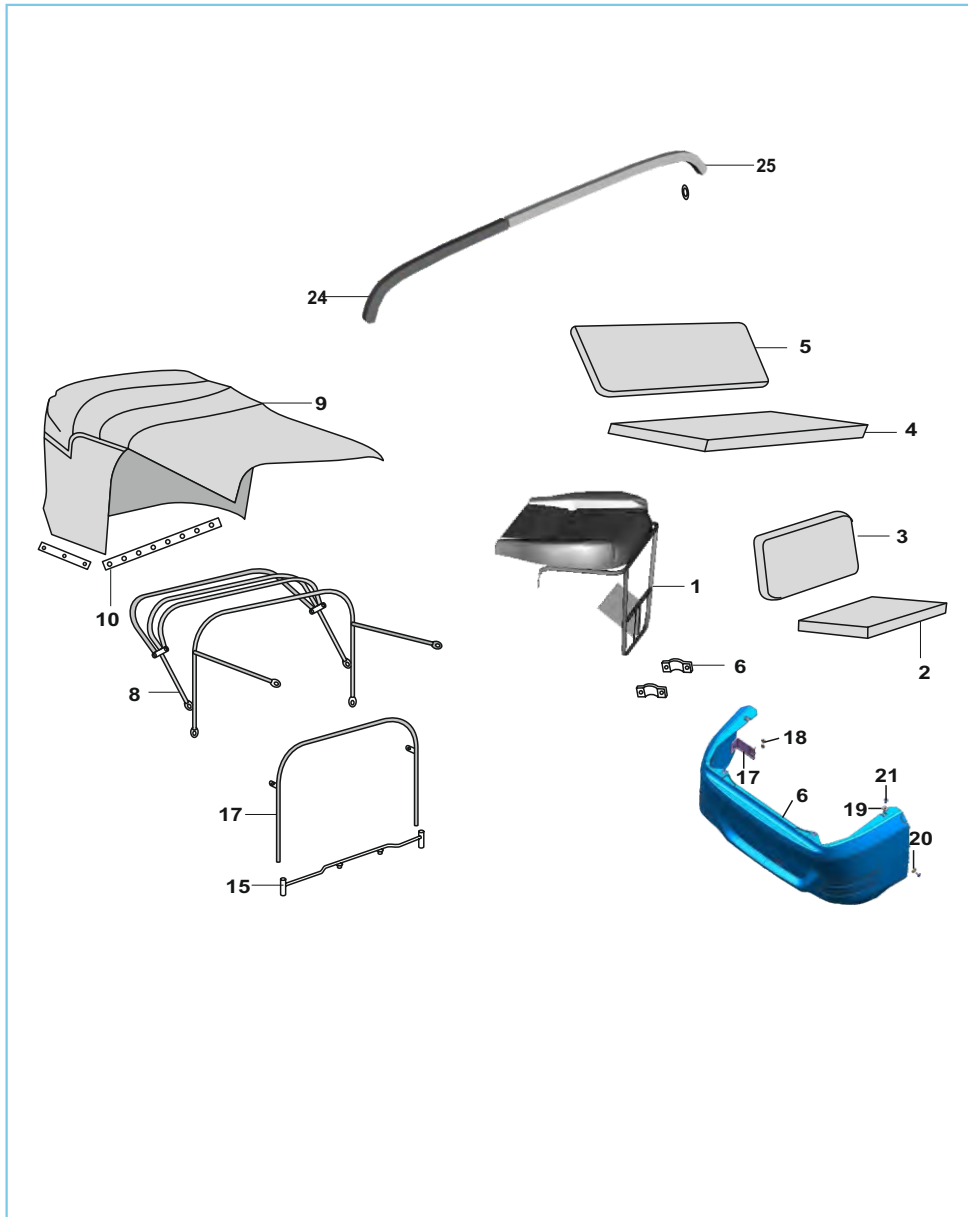


No.	Part No.	Description	Qty.	Remarks
1	52 2406 45	Winshield Assly Refl (24231593)	1	
2	BH 1840 00	Glass one piece (Green windshield)	1	
3	AA 2312 39	Beading one piece w/s glass	1	
4	24 2316 41	Packing shield and w shield	1	
5	24 2316 15	Joint plate LH	1	
6	24 2316 16	Joint plate RH	1	
7	AL 2410 23	Wiper assly	1	
8	AA 2012 63	Wiper motor with capacitor	1	
9	LA C000 08	Bolt-flange-kad st-a dia-06 I-20	3	
10	AA 2312 23	Cover wiper motor black	1	
12	KA AA05 25	Bolt	11	
13	39 0258 11	Plain washer	18	
14	39 2484 15	Flange nut	11	
15	KA AA05 16	Screw - hexagon head :- m5	8	
16	39 0326 15	Flanged nut	11	
17	24 2316 25	Bracket wiper motor mounting	1	
18	BH 1110 71	Cap wiper motor big	1	
19	24 2015 25	Grommet wiper motor big	1	
20	24 2316 99	Assembly utility head box	1	
21	24 2315 22	lock - I :- utility box	2	
22	24 2315 23	lock - II :- utility box	2	
23	KB RA48 19	Screw Tapping Pan Cross	7	
24	39 1501 11	Washer - Plain	7	

Steering & Head Lamp Cover



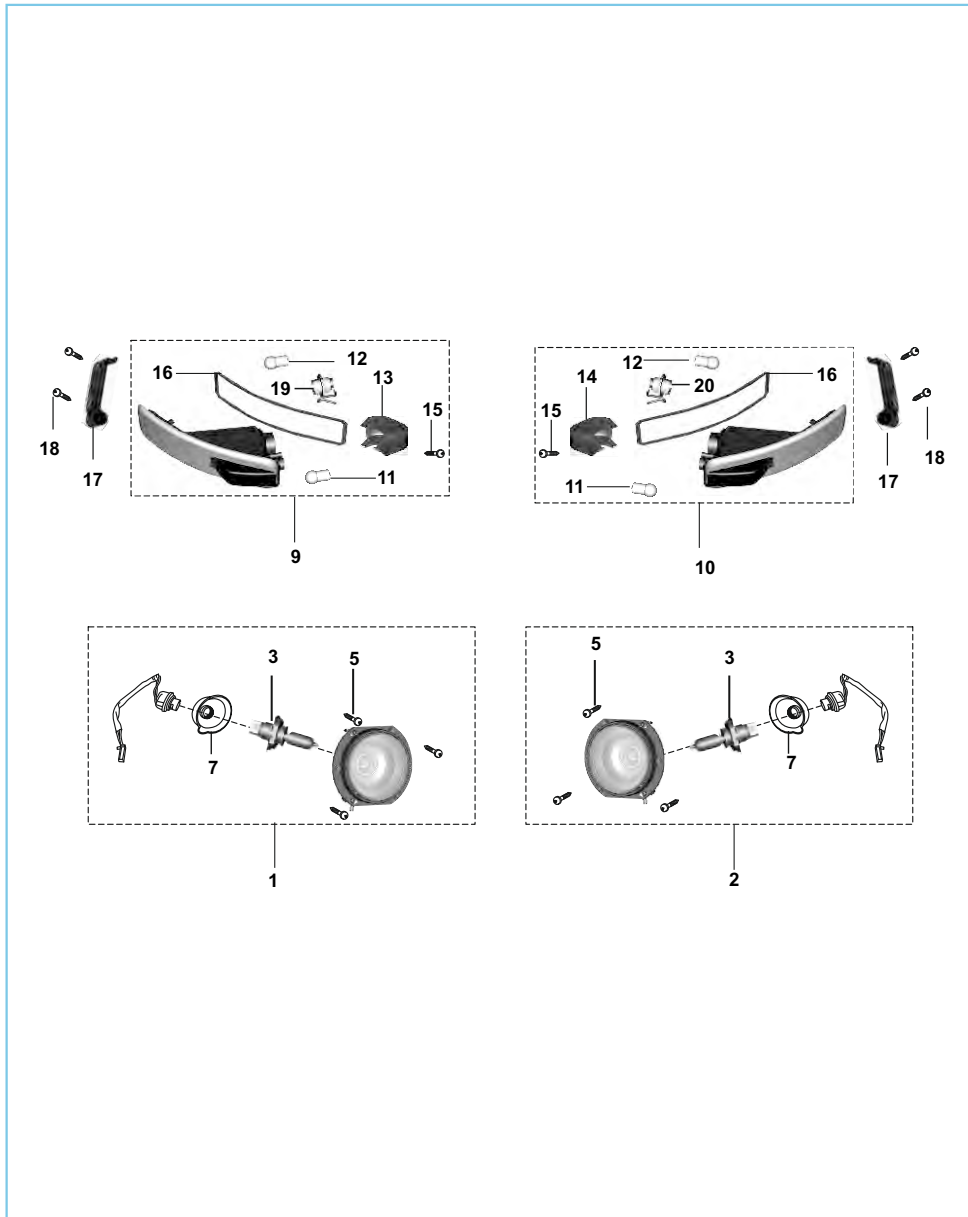
No.	Part No.	Description	Qty.	Remarks
1	24 1651 16	Assembly steering cover	1	with BG233002
2	BG 2330 02	Emblem bajaj re for scudo	1	
3	24 165214	Grommet steering cover	1	
4	AA 1611 90	Housing headlamp LH	1	
5	AA 1611 91	Housing headlamp RH	1	
6	39 0454 11	Washer - plain	4	
7	AL 1612 36	Plug for blinker housing	4	
8	59 0100 05	Screw round head	4	
9	22 1612 21	Plate -number	1	
10	39 1680 04	Bolt for fr. no plate mtg	2	
11	24 1651 32	Bracket fr number plate mtg	1	
12	39 0817 15	Nut for bkt mounting	2	
13	AA 1612 68	Beading housing headlamp	2	
14	AA 1612 69	Beading steering cover upper	1	
15	AA 1612 70	Beading st. cover lower fl	2	
16	AA 2210 05	Mirror Assly. LH	1	
17	AA 2210 06	Mirror Assly. RH	1	
18	AA 2210 04	Mirror Set	1	Consist of 16 + 17



Seat Assly & Hood Frame Assly

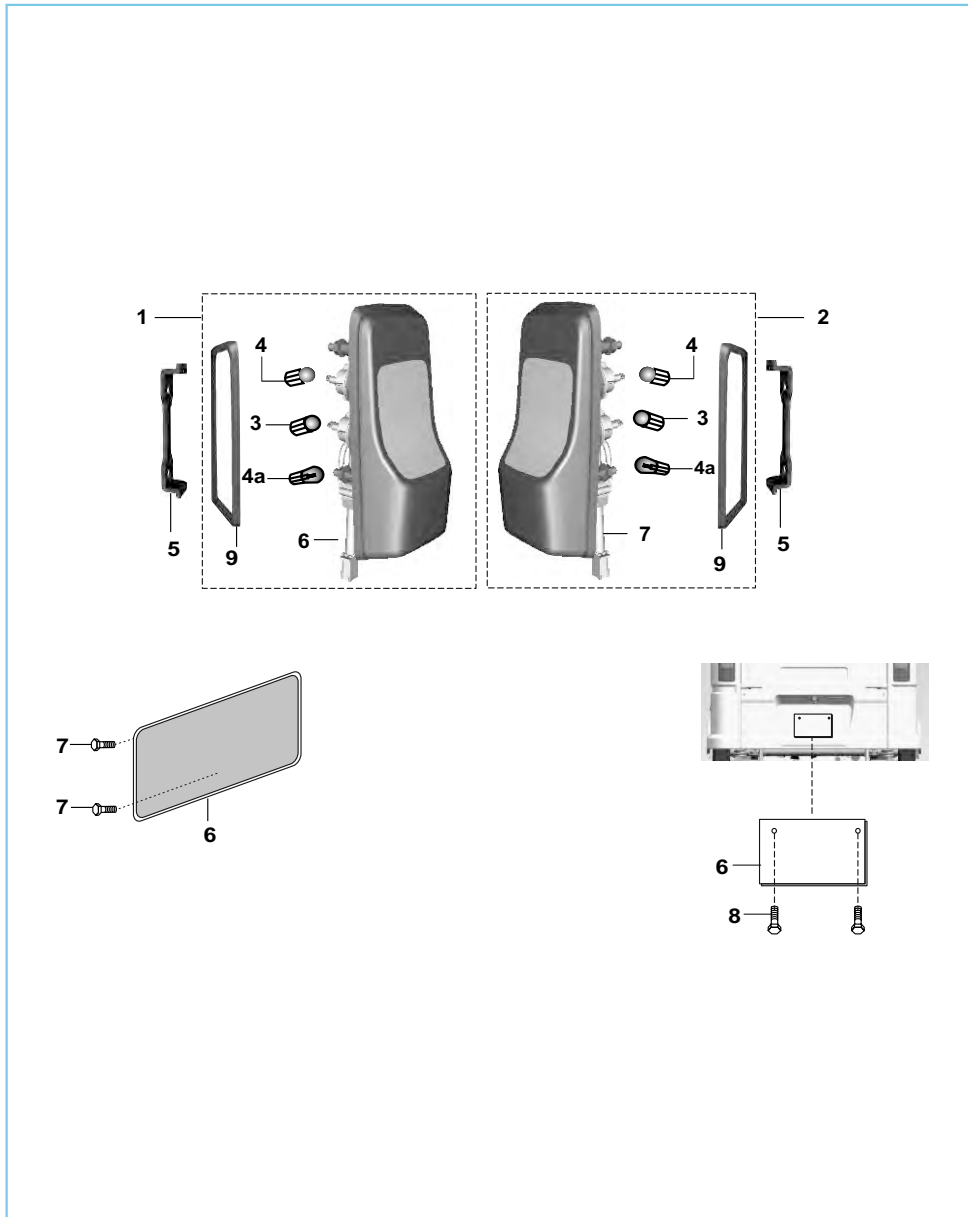
No.	Part No.	Description	Qty.	Remarks
1	24 2110 28	Assy frame driver seat	1	
2	AA 2100 36	Assembly seat driver	1	
3	AA 2100 37	Backrest assly driver	1	
4	AA 2312 79	Assembly Seat Passenger	1	
5	AA 2312 82	Assembly Backrest Pass Seat	1	
6	24 2110 37	Enclosure Driver Seat	1	
7	39 1972 15	Nut - hexagon with flange	4	
8	24 2317 48	Hood frame assly	1	
9	AA 2313 20	Hood complete black	1	
	AA 2313 22	Hood complete white	1	
	AA 2313 30	Hood complete re145 fl (yellow)	1	
	AA 2312 97	Hood complete	1	
	AA 2312 97	Hood Complete Mushroom	1	
10	24 2317 61	Stripe hood fixing smaller	1	
10a	24 2317 62	Stripe hood fixing bigger	1	
11	39 2295 15	Nut Flange M8	4	N.I.
12	24 2317 05	Brack. seat mounting passenger	1	N.I.
13	24 2316 20	Assembly backrest support top	1	N.I.
14	39 0326 15	Nut nyloc	2	
15	KD AC08 16	Washer_plain_small	4	
16	KA AA08 25	Bolt	2	
17	24 2318 06	Bkt Enclosure side Mtg	2	
18	DJ 1810 65	Clip Nut- M6	4	
19	KD BB08 18	Washer Plain	3	
20	KB UC06 14	Screw Truss	7	
21	24 2210 25	Belt Assly Seat	4	
22	39 1681 04	Bolt Flange M8	4	N.I.
23	39 0230 11	Washer Plain	4	N.I.
24	24 2317 75	Assembly Stick Hood II FI	1	
25	24 2317 72	Assembly Stick Hood I FI	1	
26	24 2110 35	Hook Driver Seat	1	N.I.

Head Light Assly & Blinkers

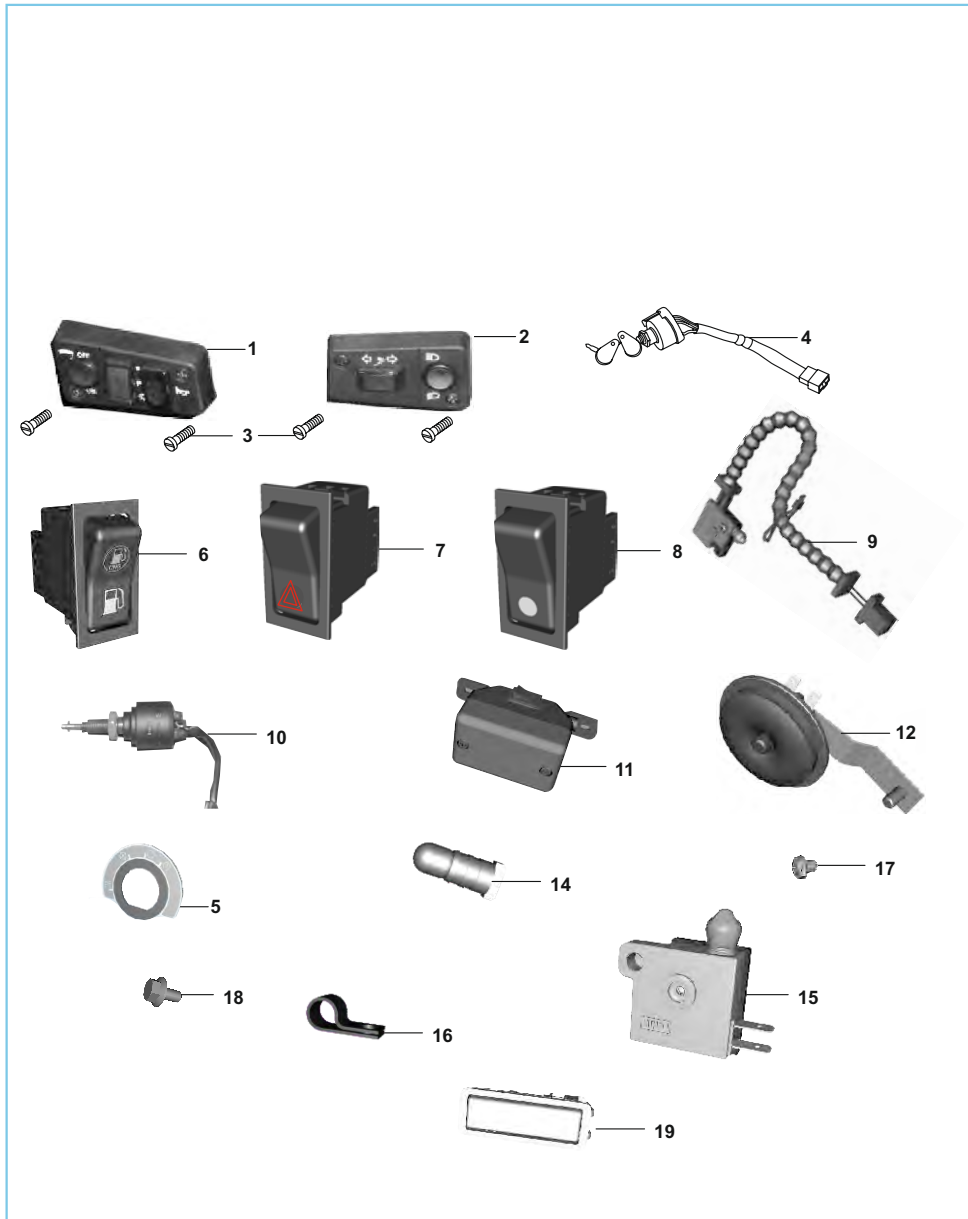


No.	Part No.	Description	Qty.	Remarks
1	AL 2011 19	H/L Assly. LH	1	
2	AL 2011 20	H/L Assly. RH	1	
3	CL 2010 23	Lamp 12V-35/35w-HS1	2	
4	BB 2010 70	Spring - Head lamp Mtg	6	
5	AA 2012 64	Screw pan cross-M5	6	
6	39 0258 11	Plain washer	6	
7	AA 2012 62	Rubber cap headlamp FL	2	
8	24 2015 04	Assembly lens & Rftr FR Ind FL	2	N.I
9	24 2014 87	Ind assly. Front LH/ Lamp	1	
10	24 2014 88	Ind assly. Front RH/ Lamp	1	
11	JD 4010 32	Lamp 12V 5W	2	E Marked
12	18 2010 44	LAMP:-12V-10W	2	E Marked
13	24 2014 85	Cover Side Indicator Front LH	1	
14	24 2014 86	Cover Side Indicator Front RH	1	
15	KB RB35 25	Screw Tapping Pan Slotted	2	
16	24 2014 84	Gasket Front Side Indicator	2	
17	24 2015 23	Holder front indicator assy FL	2	
18	KB RC35 16	Screw tapping pan cross	4	
19	24 2015 02	Cable FR Indi With Holder LH	1	
20	24 2015 03	Cable FR Indi With Holder RH	1	

Tail Lamp Assembly

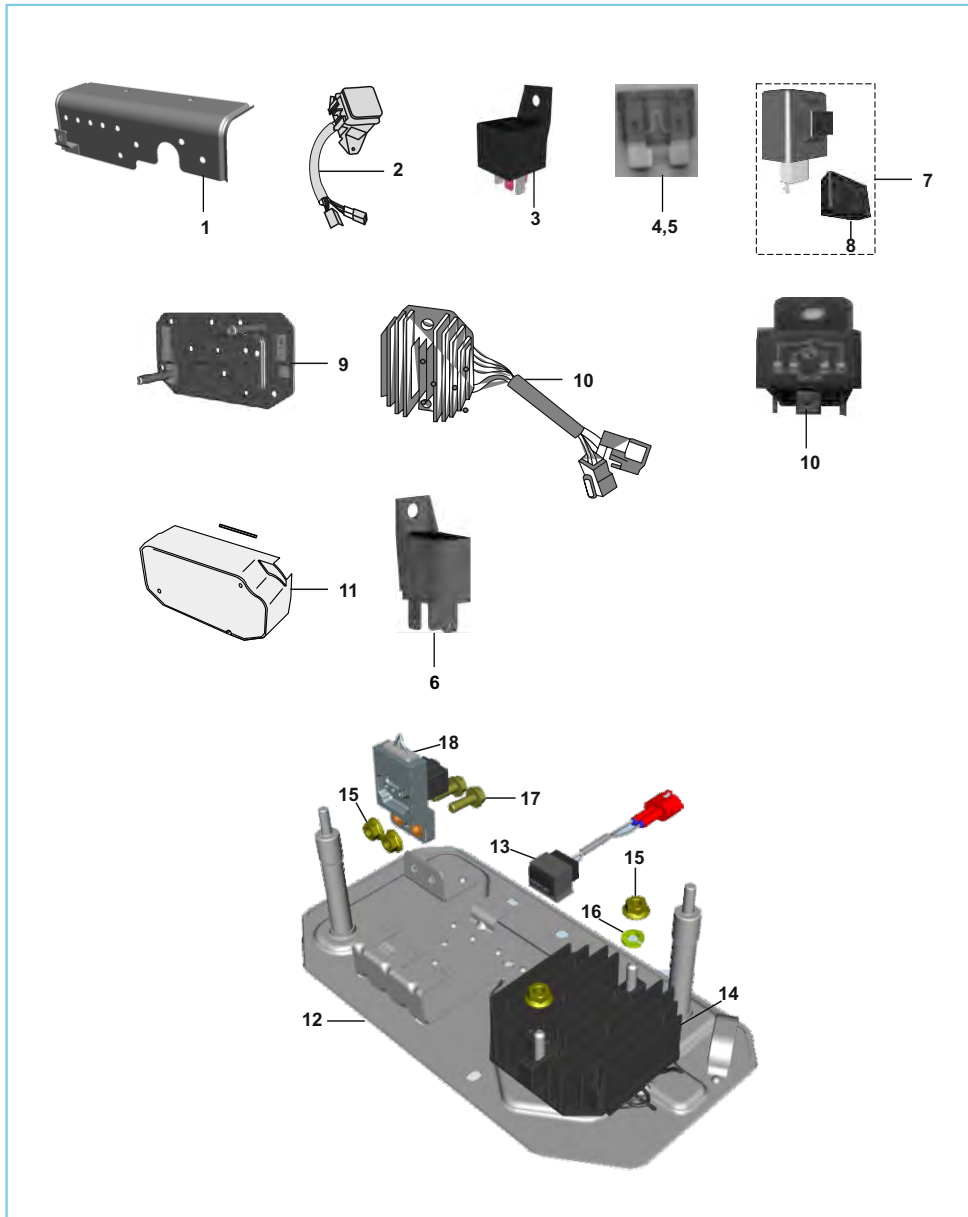


No.	Part No.	Description	Qty.	Remarks
1	24 2014 77	Lens Tail Light LH REFL	1	
2	24 2014 99	Lens Tail Light RH REFL	1	
3	18 2010 44	LAMP:-12V-10W	2	E Marked
4	GH 2010 12	LAMP:-12V-10W (colour:-Amber)	4	
4a	20 2010 29	Lamp 12v - 21/2W	4	E Marked
5	AA 2010 90	Bracket - Tail Lamp	2	
6	22 1612 21	Plate -number	1	
7	KA AG08 85	Bolt	2	
8	39 1944 04	Flange Bolt	4	
9	24 2014 76	Gasket Tail Light Assembly Refl	2	
10	KC GD06 06	Nut hex flanged Ind bkt	4	N.I.
11	KB RA42 19	Screw tapping pan cross	4	N.I.



Switches And Horn

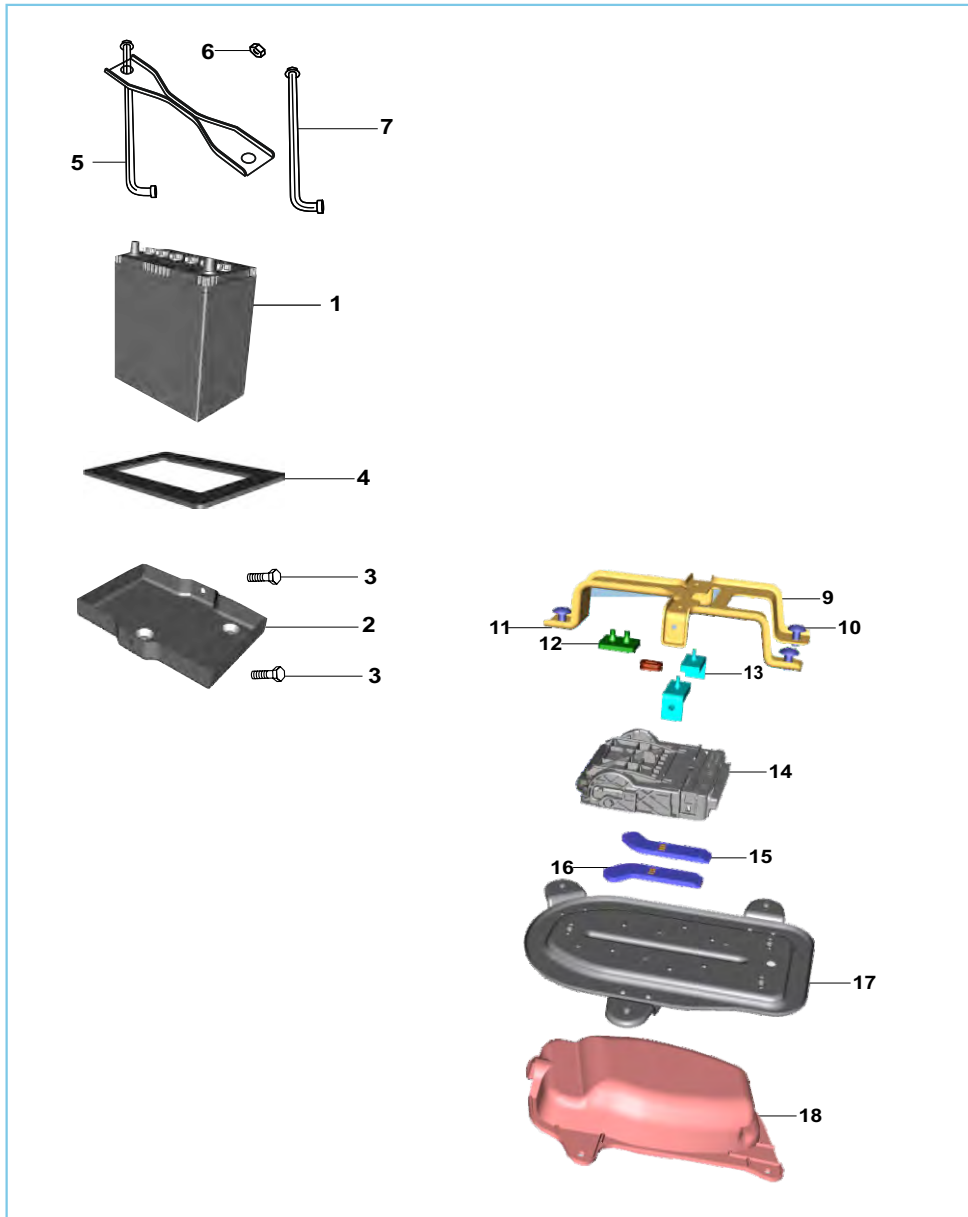
No.	Part No.	Description	Qty.	Remarks
1	AL 2010 60	Control switch LH	1	
2	AM 2011 16	Control switch RH	1	
3	AL 2010 62	Screw switch	4	
4	36 Aa40 28	Ignition Cum Starter Switch	1	
5	AA 2012 58	Label ( Parking-OFF-ON )	1	
7	AB 2010 77	Hazard switch	1	
8	AL 2010 31	Switch 2 position	1	
9	AA 2013 32	Assembly Reverse Switch With Harness	1	
10	AF 2010 94	Brake switch	1	
11	AA 2013 05	Lamp Engine Cabin light	1	
12	AA 2012 39	Horn DC 12v with transil diode	1	
13	24 2014 16	Cable Assembly(cabin Light)	1	N.I.
14	24 2015 15	Bulb 12v,10w,capless cab lt	1	
15	DJ 2011 09	Front brake switch	1	
16	AL 2010 70	Clip p for new control switch	2	
17	39 2631 01	Screw pan head M5	2	
18	39 2208 04	Bolt flanged m5x10 cabin light	2	
19	24 2014 15	Cabin Light Assy/lamp	1	



### Electrical Units

No.	Part No.	Description	Qty.	Remarks
1	AP 2010 37	Plate electrical units front	1	
2	AA 2013 84	Box Assembly-fuse	1	
3	AL 2010 12	Relay Head Light	1	
4	AK 2010 12	Fuse blade type 10 Amp	7	
5	DG 2010 84	Fuse blade type 30 Amp	1	
6	AL 2010 12	Head lamp control unit	2	
7	AB 2010 76	Relay Flasher	1	
8	31 2010 29	Holder for relay	1	
9	AA 1612 65	Plate electrical units Rear	1	
10	JN 3516 04	Starter relay	1	
11	AA 1612 83	Cover - plate electrical unit	1	
12	AA 1613 47	Plate Asly Electrical-rear-fi	1	
13	AA 2013 82	Unit Transil	1	
14	AA 2014 07	Regulator Assembly Fi	1	
15	KC GA06 06	Nut Hex Flanged	4	
16	KD CA06 12	Washer Spring	1	
17	KA DA06 18	Bolt-flange-kad St-a Dia-06 L-18	2	
18	JY 4036 04	Sensor Roll Over My16	1	





Battery

No.	Part No.	Description	Qty.	Remarks
1	BA 2010 67	Battery	1	Dry Charged
2	AA 1613 51	Battery tray	1	
3	KA DA06 14	Bolt Flanged- Tray mounting	3	
4	24 2015 64	Packing Battery	1	
5	AN 1610 74	Clamp Assly	1	
6	39 0817 15	Nut	2	
7	AN 1610 75	Tie rod	1	
8	36 BB00 33	Lock battery with key	1	N.I.
9	BF 2119 41	Bracket Ecu Upper	1	
10	KB UC05 10	Screw Truss	5	
11	JY 1138 74	Damper Ecu C Sample Mtg Top	1	
12	JY 1138 77	Damper Ecu Locator	1	
13	BF 3512 62	Pad Ecu	2	
14	AU 3514 00	Assembly Ecu	1	
15	JY 1138 73	Pad Resting Ecu C Sample RH	1	
16	JY 1138 72	Pad Resting Ecu C Sample LH	1	
17	AA 1613 75	Bracket Ecu	1	
18	AA 1613 63	Cover ECU	1	

# Kit List

Sr No	Kit Part No.	Kit Description	Consisting of Following Parts		
			Part No.	Description	Qty/Kit
1	36AN0016	Kit Ring Piston	BF521007	RING TOP	1
			BF521008	RING BOTTOM	1
			BF521009	RING ASSLY OIL	1
2	36AA4067	Kit Piston Pin Gudgeon	EE521220	PIN PISTON	1
			39147817	CIRCLIP - WIRE	1
3	36AA4032	Connecting rod kit	Dk101067	Rod connecting	1
			Dk101453	Pin complete crank.	1
			39215320	Bearing -needle roller:big end- 3x18x16	1
4	36AA4025	KIT Friction plate kit	AA101478	PLATE - FRICTION	1
			JZ551417	PLATE FRICTION REDUCED HTTS	1
5	36AL0016	Kit Lock - Stero Lid With Ke	AL161172	LOCK - STERO LID	1
			24181020	KEY SET - 1000 COMBINATION	1
6	36244044	KIT Lock fuel filling door	24181020	KEY SET - 1000 COMBINATION	1
			24181144	LOCK FOR FUEL FILLING COVER	1
7	36244024	KIT LOCK FOR DOOR WITH KEY	24230197	LOCK FOR DOOR	1
			24181020	KEY SET - 1000 COMBINATION	1
8	24151098	Minor kit tmc	24151092	Seal (oil supply port)	2
			Ab151070	Protection boot	1
			39236017	Internal circlip	2
			24151080	Secodary lip seal	2
			24151083	Plate valve	2
			24151076	Primary leap seal	2
8	24151097	Major kit	24151092	Seal oil supply port	1
			24151091	O ring	1
			24151089	Piston lock screw	1
			Ab151070	Protection boot	1
			36236017	Internal circlip	1
			24151086	Spring locking screw	1
			24151085	Spring guide socket	1
			24101581	Secondary return spring	1
			24151082	Secondary spring locator	1
			24151084	Primary piston	1
			24151078	Primary return spring	1

# Kit List

Sr No	Kit Part No.	Kit Description	Consisting of Following Parts		
			Part No.	Description	Qty/Kit
			24151077	Primary spring locator	1
			24151080	Secondary lip seal	2
			24151083	Plate valve	2
			24151076	Primary lip seal	2
			24151075	Secondary piston	1
9	24151114	Minor kit-rear wheel cylinder fl	24151116	Seal- piston wheel cyl rear	2
			24151105	Spring wheel cylinder	1
			24151106	Boot protection	2
10	24151107	Major kit-front wheel cylinder fl	24151165	Piston slotted front	2
			24151104	Seal piston wheel cylinder	2
			24151105	Spring wheel cylinder	1
			24151106	Boot protection	2
			Ab151079	Screw - bleeder	1
			Ab151100	Cap - bleeder	1
11	24151113	Major kit-rear wheel cylinder fl	24151166	Piston slotted front	2
			24151116	Seal piston wheel cylinder	2
			24151105	Spring wheel cylinder	1
			24151106	Boot protection	2
			Ab151079	Screw - bleeder	1
12		Kit Cylinder Block Piston Assly	Al151052	Cap - bleeder	1
			AU521000	Block Cylinder-complete	1
			AA101865	Assembly Piston_bs4_fm	1

# Kit List

Sr No	Kit Part No.	Kit Description	Consisting of Following Parts		
			Part No.	Description	Qty/Kit

# Kit List

Sr No	Kit Part No.	Kit Description	Consisting of Following Parts		
			Part No.	Description	Qty/Kit

# Amendment Sheet

RE **4-STROKE FI**  
PETROL

Page no.	Fig. no.	Old part no.	New part no.	Description	Updation date	Remarks

# Amendment Sheet

RE **4-STROKE FI**  
PETROL

Page no.	Fig. no.	Old part no.	New part no.	Description	Updation date	Remarks

# Parts Index

Part Number	Figure No.	Page No.	Part Number	Figure No.	Page No.
01100342	18	60	22161221	9	100
01100342	3	62	22161221	6	106
01100711	7	22	22170115	6	66
01100712	7a	22	22170118	7	66
01100713	7b	22	22170345	12	24
01100714	7c	22	22170434	15	62
01160717	8	94	22171007	20	60
01180123	8	20	22181058	16	72
01190115	16	84	23161305	17	36
03100335	13	2	23161305	12	44
03170109	6	44	24101069	7	8
03170109	2	66	24101414	4	36
03180116	15	36	24101417	7b	36
06191089	9	84	24101421	10	36
15101171	5	22	24101422	9	36
18201044	12	104	24101616	7a	36
18201044	3	106	24101720	8	36
20201029	4a	106	24101720	25	36
21100711	6	22	24102003	6	58
21101427	16	36	24102023	14	52
21101429	13	36	24121476	21	6
21150307	9	62	24121476	7	52
21150422	2	74	24121477	12	52
21160417	10	46	24121749	16	52
21170419	12	2	24130105	8	4
21180307	17	72	24130111	3	24
21180308	18	72	24130113	7	24
22101115	2	36	24130209	9	44
22101423	18	36	24131003	8	44
22131014	5	24	24131007	4	44
22131018	4	24	24131008	5	44
22151068	7	62	24131009	8	24
22151106	6	62	24131032	6	24
22151106	1	64	24151059	7	86

# Parts Index

Part Number	Figure No.	Page No.	Part Number	Figure No.	Page No.
24151076	15	76	24151266	10	66
24151079	13	76	24151268	15	70
24151080	14	76	24151274	1	84
24151081	12	76	24160606	10	60
24151087	2	76	24160924	11	46
24151090	4	76	24161003	8	46
24151092	7	76	24161176	6	68
24151093	8	76	24161373	11	92
24151094	3	76	24161443	11	72
24151097	9	76	24161446	9	88
24151098	10	76	24165116	1	100
24151107	20	70	24165132	11	100
24151108	21	70	24165137	11	94
24151113	24	70	24165214	3	100
24151114	25	70	24165215	7	88
24151163	19	70	24165230	1	90
24151164	22	70	24165273	23	94
24151168	10	70	24165274	22	94
24151170	13	70	24170507	13	60
24151171	28	70	24170508	9	60
24151172	9	70	24171014	2	58
24151173	7	70	24171024	17	60
24151174	5	70	24171024	4	62
24151175	12	70	24171055	11	60
24151178	6	70	24171056	23	60
24151179	11	70	24171066	12	58
24151181	14	70	24171075	5	62
24151182	8	70	24171094	8	60
24151221	6	74	24171117	20	66
24151232	2	78	24171118	1	62
24151234	5	74	24171129	17	66
24151243	1	70	24171138	23	66
24151247	8	66	24171179	1	60
24151247	22	84	24171180	2	60

# Parts Index

RE **4-STROKE** FI  
PETROL

Part Number	Figure No.	Page No.	Part Number	Figure No.	Page No.
24171197	14	60	24230176	5	94
24181046	10	72	24230185	5	68
24181047	12	72	24230185	9	94
24181074	8	84	24230198	20	92
24191099	12	84	24231090	19	94
24191101	15	84	24231091	21	94
24191105	7	84	24231157	10	94
24191184	10	84	24231473	5	96
24191185	11	84	24231499	14	94
24191187	13	84	24231522	21	98
24201415	19	108	24231523	22	98
24201416	13	108	24231615	5	98
24201476	9	106	24231616	6	98
24201477	1	106	24231620	13	102
24201484	16	104	24231625	17	98
24201485	13	104	24231630	15	94
24201486	14	104	24231641	4	98
24201487	9	104	24231699	20	98
24201488	10	104	24231705	12	102
24201499	2	106	24231713	4	94
24201502	19	104	24231726	4	88
24201503	20	104	24231748	8	102
24201504	8	104	24231761	10	102
24201515	14	108	24231762	10a	102
24201523	17	104	24231772	25	102
24201525	19	98	24231775	24	102
24201564	4	112	24231806	17	102
24211028	1	102	24251010	4	96
24211035	26	102	25231062	12	94
24211037	6	102	25231064	13	94
24221025	21	102	28101022	6	26
24221033	2	96	28101038	7	20
24221034	3	96	28101080	26	2
24221047	7	96	28101129	7	14

# Parts Index

RE **4-STROKE** FI  
PETROL

Part Number	Figure No.	Page No.	Part Number	Figure No.	Page No.
28101141	14	8	39021111	26	92
30101053	30	36	39021911	9	54
30101185	24	66	39023011	23	102
30101236	30	6	39024011	22	36
30151039	2	8	39024811	17	4
30151059	3	4	39024811	20	12
30211005	4	54	39024811	12	46
31101018	6	14	39025811	13	98
31101019	5	14	39025811	6	104
31101060	27	2	39026912	6	60
31101141	8	30	39026912	15	60
31101173	4	18	39029515	8	64
31101173	9	18	39029615	13	46
31121006	12	26	39029615	14	64
31121041	18	52	39029615	19	66
31201029	8	110	39029615	5	84
36244024	7	94	39032615	23	84
36244042	3	88	39032615	16	98
36244044	6	94	39032615	14	102
39006204	6	46	39034217	21	60
39008304	18	4	39034217	2	62
39011904	3	58	39034217	9	66
39014608	5	78	39042606	6	32
39015108	15	82	39042606	3	34
39019711	15	32	39045411	6	100
39019711	16	44	39050809	5	2
39019811	9	32	39054311	10	64
39019811	8	38	39054311	21	66
39019811	4	46	39055011	2	32
39019811	9	68	39073001	3	26
39019811	19	72	39073212	7	38
39019911	7	78	39073212	10	40
39020011	17	42	39073212	3	46
39020111	3	84	39074501	15	2

# Parts Index

RE **4-STROKE** FI  
PETROL

Part Number	Figure No.	Page No.	Part Number	Figure No.	Page No.
39074801	4	26	39107601	10	88
39078912	13	64	39118011	5	48
39078912	18	66	39118215	13	58
39079815	5	46	39119704	8	32
39079908	11	36	39121111	5	42
39080411	12	32	39121420	11	2
39081715	4	68	39128321	10	12
39081715	12	100	39128321	17	12
39081715	6	112	39137704	2	84
39094111	18	84	39138904	6	36
39095615	10	62	39138904	11	76
39097315	12	14	39143520	3	8
39098004	9	28	39150111	24	98
39099906	14	26	39152301	6	92
39100006	17	2	39153721	18	6
39100006	22	6	39153721	13	8
39100006	10	8	39153721	8	12
39101321	6	2	39155304	6	54
39101321	2	26	39155304	8	54
39101421	16	16	39155604	23	36
39103309	5	30	39158511	15	8
39103519	3	14	39158721	11	44
39104119	3	6	39163015	24	2
39104619	16	8	39163015	11	54
39104619	5	32	39165721	8	26
39105411	11	64	39167204	10	54
39105515	19	12	39167204	15	54
39105711	9	30	39167204	22	54
39106504	23	6	39167304	5	38
39106504	6	38	39167304	7	54
39106901	3	68	39167404	10	6
39107404	10	38	39167404	17	16
39107504	18	2	39167604	19	2
39107504	12	4	39168004	10	100

# Parts Index

RE **4-STROKE** FI  
PETROL

Part Number	Figure No.	Page No.	Part Number	Figure No.	Page No.
39168104	22	102	39220804	18	108
39170207	6	78	39229515	13	48
39170415	25	92			
39171619	7	4			
39172104	25	6			
39179021	14	16			
39179211	14	46			
39182612	10	32			
39182612	6	42			
39182812	11	62			
39182912	9	46			
39182912	12	62			
39182912	4	84			
39183012	15	44			
39183012	8	68			
39186420	4	4			
39186919	6	8			
39188020	2	16			
39188515	8	18			
39191719	9	4			
39192707	5	18			
39193120	15	18			
39193815	11	28			
39194004	2	42			
39194404	13	68			
39194404	8	106			
39196304	24	6			
39197015	4	80			
39197215	5	92			
39197215	7	102			
39200811	10	30			
39206004	17	32			
39218106	6	10			
39218106	18	12			

# Parts Index

RE **4-STROKE FI**  
PETROL

Part Number	Figure No.	Page No.	Part Number	Figure No.	Page No.
AA101277	14	36	AA101821	14	32
AA101286	27	36	AA101823	17	8
AA101289	21	36	AA101826	23	54
AA101295	2	20	AA101844	5	12
AA101297	19	36	AA101859	1	14
AA101329	5	36	AA101860	2	14
AA101347	24	36	AA101864	1	16
AA101400	6	30	AA101865	2	10
AA101401	7	30	AA101868	4	20
AA101424	3	18	AA101869	11	38
AA101470	2	28	AA101870	13	38
AA101471	3	28	AA101871	14	38
AA101472	5	28	AA101875	4	14
AA101473	7	28	AA101883	26	6
AA101474	10	28	AA101884	26a	6
AA101592	1	30	AA101885	12	38
AA101593	1	28	AA101939	16	6
AA101665	4	32	AA101949	1	18
AA101667	17	6	AA101950	6	4
AA101721	1	58	AA101970	4	38
AA101722	4	58	AA102000	1	6
AA101736	1	32	AA102018	1	34
AA101742	10	44	AA102026	1	8
AA101743	1	44	AA102031	2	34
AA101745	3	44	AA102055	32	6
AA101747	17	44	AA102075	2	38
AA101750	7	44	AA102110	9	48
AA101779	11	22	AA102114	11	48
AA101780	2	22	AA102124	16	48
AA101781	3	22	AA111049	16	42
AA101782	4	22	AA111067	3	42
AA101814	6	16	AA111079	8	42
AA101816	2	46	AA111080	15	42
AA101819	7	32	AA111081	9	42

# Parts Index

RE **4-STROKE FI**  
PETROL

Part Number	Figure No.	Page No.	Part Number	Figure No.	Page No.
AA111082	10	42	AA161089	2	44
AA111085	12	42	AA161187	15	92
AA111086	13	42	AA161190	4	100
AA111087	14	42	AA161191	5	100
AA111093	7	42	AA161218	27	92
AA111094	11	42	AA161219	28	92
AA111095	11	42	AA161225	21	92
AA111148	18	40	AA161265	9	110
AA111154	14	12	AA161268	13	100
AA111191	1	40	AA161269	14	100
AA111192	2	40	AA161270	15	100
AA111194	3	40	AA161283	11	110
AA121045	7	50	AA161305	1	92
AA121060	1	26	AA161307	9	92
AA121285	17	52	AA161308	10	92
AA121305	1	52	AA161309	7	92
AA121306	9	12	AA161310	8	92
AA131004	13	44	AA161327	27	92
AA131033	2	24	AA161328	28	92
AA141079	14	56	AA161337	1	46
AA141080	13	56	AA161347	12	110
AA141115	12	56	AA161351	2	112
AA141144	1	56	AA161356	1	88
AA141153	11	56	AA161363	18	112
AA141154	10	56	AA161375	17	112
AA151039	7	74	AA171006	3	60
AA151047	1	66	AA171011	5	60
AA151049	12	66	AA171022	4	60
AA151056	1	80	AA181022	3	72
AA151057	1	86	AA181023	2	72
AA151059	15	80	AA181034	2	88
AA151059	8	86	AA181035	1	72
AA151060	12	80	AA191032	6	84
AA151061	13	80	AA191092	5	86



# Parts Index

RE **4-STROKE** FI  
PETROL

Part Number	Figure No.	Page No.	Part Number	Figure No.	Page No.
AA191093	4	86	AA201391	8	90
AA191094	3	86	AA201407	14	110
AA191102	9	86	AA210036	2	102
AA191112	1	82	AA210037	3	102
AA191114	11	82	AA221004	18	100
AA191115	3	82	AA221005	16	100
AA191115	6	86	AA221006	17	100
AA191116	2	82	AA221033	1	96
AA191117	4	82	AA231142	5	52
AA191119	9	82	AA231223	10	98
AA191120	10	82	AA231239	3	98
AA191121	14	82	AA231245	5	88
AA191122	13	82	AA231279	4	102
AA201090	5	106	AA231282	5	102
AA201239	12	108	AA231297	9	102
AA201258	5	108	AA231297	9	102
AA201262	7	104	AA231306	27	94
AA201263	8	98	AA231320	9	102
AA201264	5	104	AA231322	9	102
AA201278	12	92	AA231330	9	102
AA201305	11	108	AA231349	1	94
AA201320	7	82	AB101014	16	2
AA201325	31	6	AB101038	4	6
AA201331	6	90	AB101067	3	20
AA201332	9	108	AB151049	3	74
AA201368	3	90	AB151054	5	76
AA201369	4	90	AB151072	6	76
AA201370	7	90	AB151079	26	70
AA201374	16	92	AB161182	2	68
AA201375	2	56	AB171013	5	64
AA201378	5	90	AB171014	6	64
AA201382	13	110	AB171015	7	64
AA201383	6	56	AB171016	4	64
AA201384	2	110	AB171017	9	64

# Parts Index

RE **4-STROKE** FI  
PETROL

Part Number	Figure No.	Page No.	Part Number	Figure No.	Page No.
AB171020	15	66	AL201060	1	108
AB171022	13	66	AL201062	3	108
AB171023	14	66	AL201070	16	108
AB171031	12	64	AL201100	23	92
AB171044	3	64	AL201119	1	104
AB181012	4	72	AL201120	2	104
AB181017	9	72	AL241023	7	98
AB181019	8	72	AM161065	14	92
AB181020	13	72	AM201116	2	108
AB181033	5	72	AN101113	26	54
AB201076	7	110	AN101127	23	2
AB201077	7	108	AN101129	20	2
AF101035	19	52	AN101135	5	10
AF111021	1	42	AN101147	13	14
AF111031	14	40	AN101149	13	12
AF111032	13	40	AN101155	14	18
AF111033	15	40	AN101157	8	40
AF111034	16	40	AN101162	1	38
AF111035	17	40	AN101166	10	16
AF121547	10	52	AN101175	24	54
AF121548	25	12	AN101177	4	12
AF121550	22	12	AN101181	15	12
AF191012	2	86	AN101182	8	16
AF201094	10	108	AN101186	19	6
AK201012	4	110	AN101188	11	26
AL121062	2	52	AN101189	13	6
AL121068	3	52	AN101190	9	26
AL121069	4	52	AN101197	1	20
AL151052	27	70	AN101198	10	20
AL151054	18	70	AN101200	11	20
AL161236	7	100	AN101203	3	38
AL201012	3	110	AN101203	3	38
AL201012	6	110	AN101232	10	26
AL201031	8	108	AN101238	15	4
			AN101250	12	16

# Parts Index

RE **4-STROKE FI**  
PETROL

Part Number	Figure No.	Page No.	Part Number	Figure No.	Page No.
AN101257	11	16	AU351204	12	40
AN101307	13	54	AU351205	19	40
AN101308	12	54	AU351400	14	112
AN101312	11	8	AU501002	1	2
AN101323	3	16	AU511002	2	12
AN101328	8	22	AU511003	1	12
AN101334	21	54	AU511006		16
AN101336	1	24	AU541007	1	4
AN101337	13	24	AU541012	13	4
AN101338	10	24	AU581406	29	12
AN101339	10	22	AU591001	1	48
AN101341	2	18	AU591002	2	48
AN101347	12	22	AU591009	3	48
AN101361	13	30	AU601400	7	40
AN101375	6	6	AU611000	27	12
AN101376	7	6	AY141202	5	58
AN101379	1	22	AZ581009	11	52
AN101420	2	6	AZ621011	7	36
AN101423	16	54	AZ621016	12	36
AN121205	1	54	AZ621019	1	36
AN121206	5	54	AZ621022	31	36
AN121207	2	54	AZ621202	20	36
AN131007	12	8	BA103035	15	52
AN131007	7	12	BA122062	9	52
AN131022	4	34	BA132045	6	20
AN161074	5	112	BA132141	3	32
AN161075	7	112	BA133058	10	58
AP101149	12	6	BA133060	14	58
AP101210	5	40	BA133062	8	58
AP111023	13	32	BA133064	7	58
AP151017	4	70	BA201067	1	112
AP161047	20	84	BB131024	11	58
AP201037	1	110	BB201070	4	104
AU351202	11	40	BB231271	13	88

# Parts Index

RE **4-STROKE FI**  
PETROL

Part Number	Figure No.	Page No.	Part Number	Figure No.	Page No.
BF161137	10	80	BH184000	2	98
BF161138	6	80	CE181015	2	92
BF161139	5	80	CL201023	3	104
BF161175	9	80	CM191049	17	84
BF161283	11	80	DD101062	15	16
BF211941	9	112	DG101498	22	2
BF351262	13	112	DG141019	3	54
BF551613	10	4	DG161124	3	36
BF551613	5	8	DG201084	5	110
BF581419	6	50	DH101141	5	6
BF611229	1	50	DH101180	9	6
BG113804	8	74	DH101275	11	6
BG141253	9	58	DH101661	21	2
BG233002	8	88	DH101795	12	30
BG233002	6	96	DJ181065	18	102
BG233002	2	100	DJ201109	15	108
BH111071	18	98	DK101064	9	16
BH111092	2	90	DK101067	16	18
BH131212	3	70	DK101097	16	4
BH131213	2	70	DK101097	12	18
BH131405	16	62	DK101237	25	54
BH131407	17	62	DK101277	18	54
BH131803	1	76	DK101278	19	54
BH131813	16	70	DK101340	14	54
BH131814	17	70	DK101352	15	24
BH151008	6	72	DK101449	27	6
BH151009	7	72	DK101472	28	6
BH151065	14	72	DK101503	7	10
BH151066	15	72	DK101751	9	14
BH161017	8	78	DP101154	28	2
BH161019	1	78	DS101276	7	16
BH161027	3	74	DS101277	13	16
BH161027	3	78	DT122015	14	84
BH181204	6	88	DX101074	14	14

# Parts Index

RE **4-STROKE** FI  
PETROL

Part Number	Figure No.	Page No.	Part Number	Figure No.	Page No.
EC131835	1	74	KAAA0518	7	56
EC541004	13	26	KAAA0525	12	98
GF101139	9	38	KAAA0825	16	102
GH201012	4	106	KAAD0520	20	72
JA541019	5	26	KAAG0870	26	94
JA541020	7	26	KAAG0885	25	94
JA551421	12	28	KAAG0885	7	106
JA551422	6	28	KACc0835	4	42
JD401032	11	104	KADA0512	18	44
JE591002	4	48	KADA0612	12	88
JF581209	8	52	KADA0614	3	112
JG351805	4	50	KADA0618	17	110
JG511010	7	48	KADD0825	8	56
JG581424	3	50	KADD1030	4	74
JG591100	10	48	KAEd0612	17	54
JG611006	28	12	KAED0516	13	52
JG611010	31	12	KAED0610	23	12
JG611206	2	50	KAED0614	33	6
JH171803	5	56	KAED0618	26	12
JH171804	4	56	KAEd0622	12	12
JH511207	10	14	KAED0665	24	12
JL511205	8	14	KBAA0420	8	82
JL511227	11	14	KBBA0406	22	66
JL611000	32	12	KBBA0525	30	92
JN351604	10	110	KBCA0410	14	62
JU581006	5	50	KBCA0410	2	64
JY113872	16	112	KBRA4219	11	106
JY113873	15	112	KBRA4819	23	98
JY113874	11	112	KBRB3525	15	104
JY113877	12	112	KBRC3516	18	104
JY403604	18	110	KBUC0510	10	112
KAAA0514	7	68	KBUC0614	20	102
KAAA0514	20	94	KCAA0504	10	68
KAAA0516	15	98	KCAA0504	18	94

# Parts Index

RE **4-STROKE** FI  
PETROL

Part Number	Figure No.	Page No.	Part Number	Figure No.	Page No.
KCAD1008	12	60	LAD00068	12	48
KCAD1411	7	60	LAD00124	11	18
KCBD1006	22	60			
KCGa0606	15	6			
KCGA0606	15	110			
KCGA0808	14	80			
KCGD0606	10	106			
KCGD0808	6	48			
KCGD0808	13	62			
KCGD0808	22	92			
KCKA0811	18	46			
KDAA0408	16	82			
KDAA0816	3	80			
KDAA1222	6	82			
KDAB1018	24	94			
KDAC0816	15	102			
KDBB0512	29	92			
KDBB0818	19	102			
KDCA0612	16	110			
KEAA1010	8	80			
KEBB4717	5	66			
KHAA2018	5	82			
KHAA2020	2	80			
KHDA0306	5	16			
KPBB6007	4	8			
LAA00014	11	68			
LAA00022	11	4			
LAC00008	9	98			
LAC00025	14	4			
LAC00025	6	40			
LAC00102	3	56			
LAD00035	8	8			
LAD00062	8	2			
LAD00062	30	12			

# Parts Index

RE **4-STROKE** FI  
PETROL

Part Number	Figure No.	Page No.	Part Number	Figure No.	Page No.

# Parts Index

RE **4-STROKE** FI  
PETROL

Part Number	Figure No.	Page No.	Part Number	Figure No.	Page No.